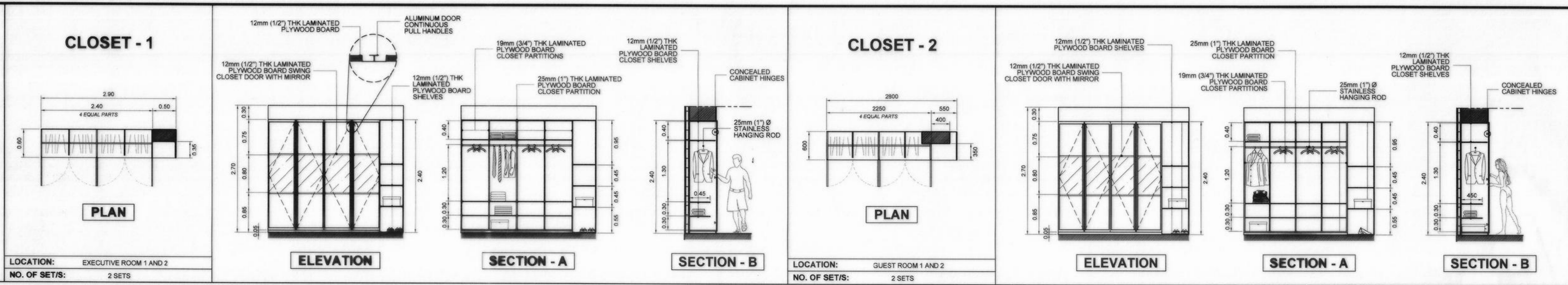
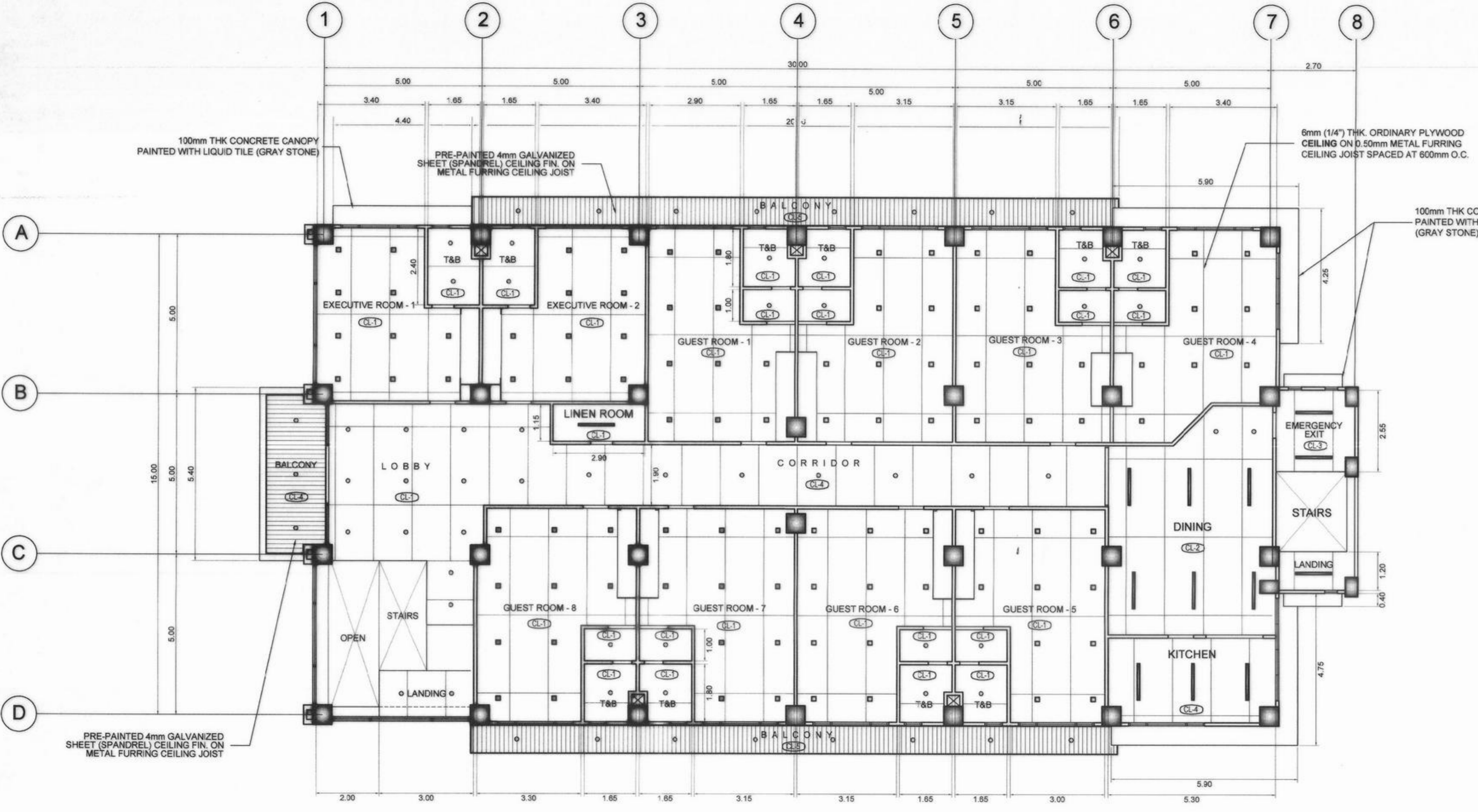


SCHEDULE OF CLOSETS
SCALE 1:50 METERS



LOCATION: EXECUTIVE ROOM 1 AND 2
NO. OF SETS: 2 SETS




LOCATION: GUEST ROOM 1 AND 2
NO. OF SETS: 2 SETS



SECOND FLOOR REFLECTED CEILING PLAN
SCALE 1:100 M

SCHEDULE OF CEILING FINISHES		
DESIGNATION	CEILING HEIGHT	CEILING DESCRIPTION
CL-1	2.70 M	6mm (1/4") THK ORDINARY PLYWOOD FINISH ON 0.5mm METAL FURRING CEILING JOIST SPACED AT 600mm O.C.
CL-2	2.80 M	6mm (1/4") THK ORDINARY PLYWOOD FINISH ON 0.5mm METAL FURRING CEILING JOIST SPACED AT 600mm O.C.
CL-3	2.95 M	6mm (1/4") THK ORDINARY PLYWOOD FINISH ON 0.5mm METAL FURRING CEILING JOIST SPACED AT 600mm O.C.
CL-4	2.65M	PRE-PAINTED 4mm GALVANIZED SHEET (SPANDREL) CEILING FIN. ON METAL FURRING CEILING JOIST (PROVIDE VENTILATION 150mmØ AS SHOWN)
CL-5	2.95M	PRE-PAINTED 4mm GALVANIZED SHEET (SPANDREL) CEILING FIN. ON METAL FURRING CEILING JOIST (PROVIDE VENTILATION 150mmØ AS SHOWN)

<p>REPUBLIC OF THE PHILIPPINES COMMISSION ON AUDIT REGIONAL OFFICE NO. IX CABATANGAN, ZAMBOANGA CITY</p>	<p>RECOMMENDING APPROVAL :</p> <p>VISITACION Q. MENDOZA DIRECTOR IV - REGIONAL DIRECTOR</p>	<p>APPROVED (BY THE AUTHORITY OF THE CHAIRPERSON) :</p> <p>LORNA D. CABOCHAN ASSISTANT COMMISSIONER - ADMINISTRATION SECTOR</p>						
			<p>PROJECT & LOCATION:</p> <p>COA REGIONAL OFFICE NO. IX TRAINING CENTER AND DORMITORY BUILDING CABATANGAN, ZAMBOANGA CITY</p>	<p>SHEET CONTENT:</p> <p>SECOND FLOOR REFLECTED CEILING PLAN SCHEDULE OF CEILING FINISHES SCHEDULE OF CLOSETS</p>	<p>DRAFTED:</p> <p><i>Judy Ann F. Alcedo</i> JUDY ANN F. ALCEDO ENGINEERING ASSISTANT (REG. ARCHITECT)</p>	<p>REVIEWED:</p> <p><i>Pio Mario T. Lacastesantos</i> PIO MARIO T. LACASTESANTOS ENGINEER III CHIEF, BRIDGE & OTHER PUBLIC WORKS DESIGN SECTION</p>	<p>SUBMITTED:</p> <p><i>Saturnino C. Torrefranca</i> SATURNINO C. TORREFRANCA DISTRICT ENGINEER OIC - CHIEF, PLANNING & DESIGN DIVISION</p>	<p>RECOMMENDED:</p> <p><i>Khadaffy D. Tanggol</i> KHADAFY D. TANGGOL ASSISTANT REGIONAL DIRECTOR</p>



PERSPECTIVES

PLUMBING

26	P-1	ROOF DECK WATER LINE LAYOUT GENERAL NOTES LEGENDS AND SYMBOLS
27	P-2	THIRD FLOOR WATER LINE LAYOUT
28	P-3	SECOND FLOOR WATER LINE LAYOUT
29	P-4	GROUND FLOOR WATER LINE LAYOUT
30	P-5	THIRD FLOOR ISOMETRIC WATER LINE LAYOUT
31	P-6	SECOND FLOOR ISOMETRIC WATER LINE LAYOUT
32	P-7	GROUND FLOOR ISOMETRIC WATER LINE LAYOUT
33	P-8	SEPTIC TANK DETAILS
34	P-9	THIRD FLOOR SANITARY LAYOUT
35	P-10	SECOND FLOOR SANITARY LAYOUT
36	P-11	GROUND FLOOR SANITARY LAYOUT
37	P-12	THIRD FLOOR ISOMETRIC SANITARY LAYOUT
38	P-13	SECOND FLOOR ISOMETRIC SANITARY LAYOUT
39	P-14	GROUND FLOOR ISOMETRIC SANITARY LAYOUT
40	P-15	ROOF DECK STORM DRAINAGE LAYOUT
41	P-16	GROUND FLOOR STORM DRAINAGE LAYOUT THIRD FLOOR STORM DRAINAGE LAYOUT SECOND FLOOR STORM DRAINAGE LAYOUT
42	P-17	ROOF DRAIN DETAILS FLOOR DRAIN DETAILS CATCH BASIN DETAILS
43	P-18	ISOMETRIC STORM DRAINAGE LAYOUT DRY STANDPIPE RISER DIAGRAM ADJUSTABLE TYPE FLAT IRON HANGER
44	P-19	FIRE DEPARTMENT CONNECTION DETAILS FIRE HOSE CABINET DETAILS FIRE SPRINKLER CONNECTION DETAILS THIRD FLOOR FIRE-PROTECTION LAYOUT
45	P-20	TYPICAL RISER DIAGRAM OF SP. SYSTEM NOTES AND LEGEND
46	P-21	SECOND FLOOR FIRE-PROTECTION LAYOUT NOTES AND LEGEND
47	P-22	GROUND FLOOR FIRE-PROTECTION LAYOUT NOTES AND LEGEND

ELECTRICAL

48	E-1	GROUND FLOOR LIGHTING LAYOUT
49	E-2	SECOND FLOOR LIGHTING LAYOUT
50	E-3	THIRD FLOOR LIGHTING LAYOUT
51	E-4	ROOF DECK LIGHTING LAYOUT
52	E-5	GROUND FLOOR POWER LAYOUT
53	E-6	SECOND FLOOR POWER LAYOUT
54	E-7	THIRD FLOOR POWER LAYOUT
55	E-8	ROOF DECK POWER LAYOUT
56	E-9	GROUND FLOOR AIRCONDITIONING LAYOUT
57	E-10	SECOND FLOOR AIRCONDITIONING LAYOUT
58	E-11	THIRD FLOOR AIRCONDITIONING LAYOUT
59	E-12	GROUND FLOOR AUXILIARY LAYOUT
60	E-13	SECOND FLOOR AUXILIARY LAYOUT
61	E-14	THIRD FLOOR AUXILIARY LAYOUT
62	E-15	ROOF DECK AUXILIARY LAYOUT
63	E-16	GENERAL NOTES ELECTRICAL LEGENDS
64	E-17	LOAD SCHEDULE LOAD SCHEDULE
65	E-18	DESIGN COMPUTATIONS SINGLE LINE DIAGRAM COUNTERTOP & HEATER GFCI OUTLETS SECTION DETAIL
66	E-19	GROUND FAULT CIRCUIT INTERRUPTER (GFCI) DETAIL 240V GFCI WIRING DIAGRAM NOTES
67	E-20	RISER DIAGRAM FIRE ALARM RISER DIAGRAM
68	E-21	LUMINAIRES AND LIGHTING FIXTURES DETAILS

SHEET INDEX

SHEET NO.		CONTENTS
ARCHITECTURAL		
01	A-1	PERSPECTIVE SITE DEVELOPMENT PLAN LOCATION MAP
02	A-2	GROUND FLOOR PLAN
03	A-3	SECOND FLOOR PLAN
04	A-4	THIRD FLOOR PLAN
05	A-5	ROOF DECK FLOOR PLAN ROOF PLAN
06	A-6	FRONT ELEVATION LEFT SIDE ELEVATION REAR ELEVATION RIGHT SIDE ELEVATION
07	A-7	LONGITUDINAL SECTION THRU A LONGITUDINAL SECTION THRU B PANTRY SECTION DETAILS KITCHEN SECTION DETAILS LONGITUDINAL SECTION THRU C
08	A-8	CROSS SECTION THRU D CROSS SECTION THRU E CROSS SECTION THRU F
09	A-9	GROUND FLOOR REFLECTED CEILING PLAN SCHEDULE OF CEILING FINISHES CEILING SPOT DETAILS
10	A-10	SECOND FLOOR REFLECTED CEILING PLAN SCHEDULE OF CEILING FINISHES SCHEDULE OF CLOSETS AND DETAILS THIRD FLOOR REFLECTED CEILING PLAN
11	A-11	ROOF DECK REFLECTED CEILING PLAN SCHEDULE OF CEILING FINISHES SCHEDULE OF CLOSETS AND DETAILS SCHEDULE OF DOORS
12	A-12	SCHEDULE OF WINDOWS
13	A-13	SCHEDULE OF WINDOWS
14	A-14	SCHEDULE OF TOILET AND BATHS SCHEDULE OF TOILET AND BATHS
15	A-15	SPOT DETAIL OF LAVATORY SPOT DETAIL OF SLOPE SINK PWD RAMP DETAILS STAIRS DETAILS
16	A-16	FIRE EXIT STAIRS DETAILS BALCONY RAILING DETAILS
STRUCTURAL		
17	S-1	GENERAL CONSTRUCTION NOTES
18	S-2	GENERAL CONSTRUCTION NOTES FOUNDATION PLAN TYP. ISOLATED FOOTING DETAIL CF1 AND MFI DETAIL AND SECTION
19	S-3	SCHEDULE OF FOOTING WALL FOOTING DETAILS
20	S-4	COLUMN SCHEDULE TIE BEAM SCHEDULE SECOND FLOOR FRAMING LAYOUT SCHEDULE OF MAIN BEAMS
21	S-5	SCHEDULE OF SECONDARY BEAMS SCHEDULE OF SLABS TYPICAL BEAM ELEVATION THIRD FLOOR FRAMING LAYOUT SCHEDULE OF MAIN BEAMS
22	S-6	SCHEDULE OF SECONDARY BEAMS SCHEDULE OF SLABS TYPICAL BEAM ELEVATION ROOF DECK FLOOR FRAMING LAYOUT ROOF BEAM PLAN
23	S-7	SCHEDULE OF MAIN BEAMS SCHEDULE OF SECONDARY BEAMS SCHEDULE OF SLABS ROOF FRAMING PLAN TRUSS DETAILS RAFTER DETAILS
24	S-8	STAIR STRUCTURAL DETAILS STAIR SPOT DETAILS
25	S-9	CANOPY DETAILS

REPUBLIC OF THE PHILIPPINES
OFFICE OF THE MUNICIPAL/
CITYENGINEER/BUILDING OFFICIAL

DISTRICT/CITY/MUNICIPALITY

LAND USE & ZONING

LINE & GRADE

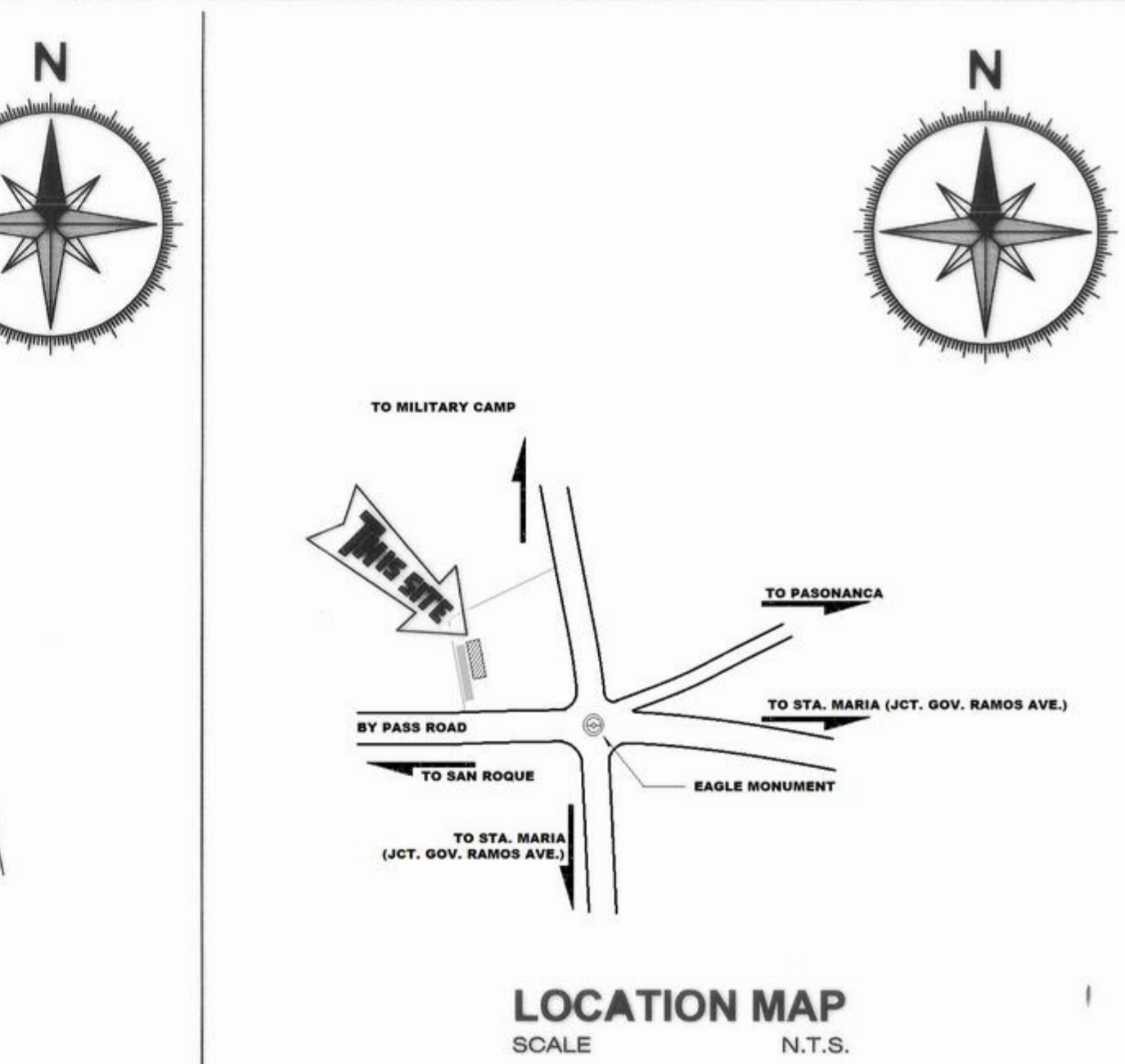
ARCHITECTURAL

STRUCTURAL

SANITARY

ELECTRICAL

MECHANICAL

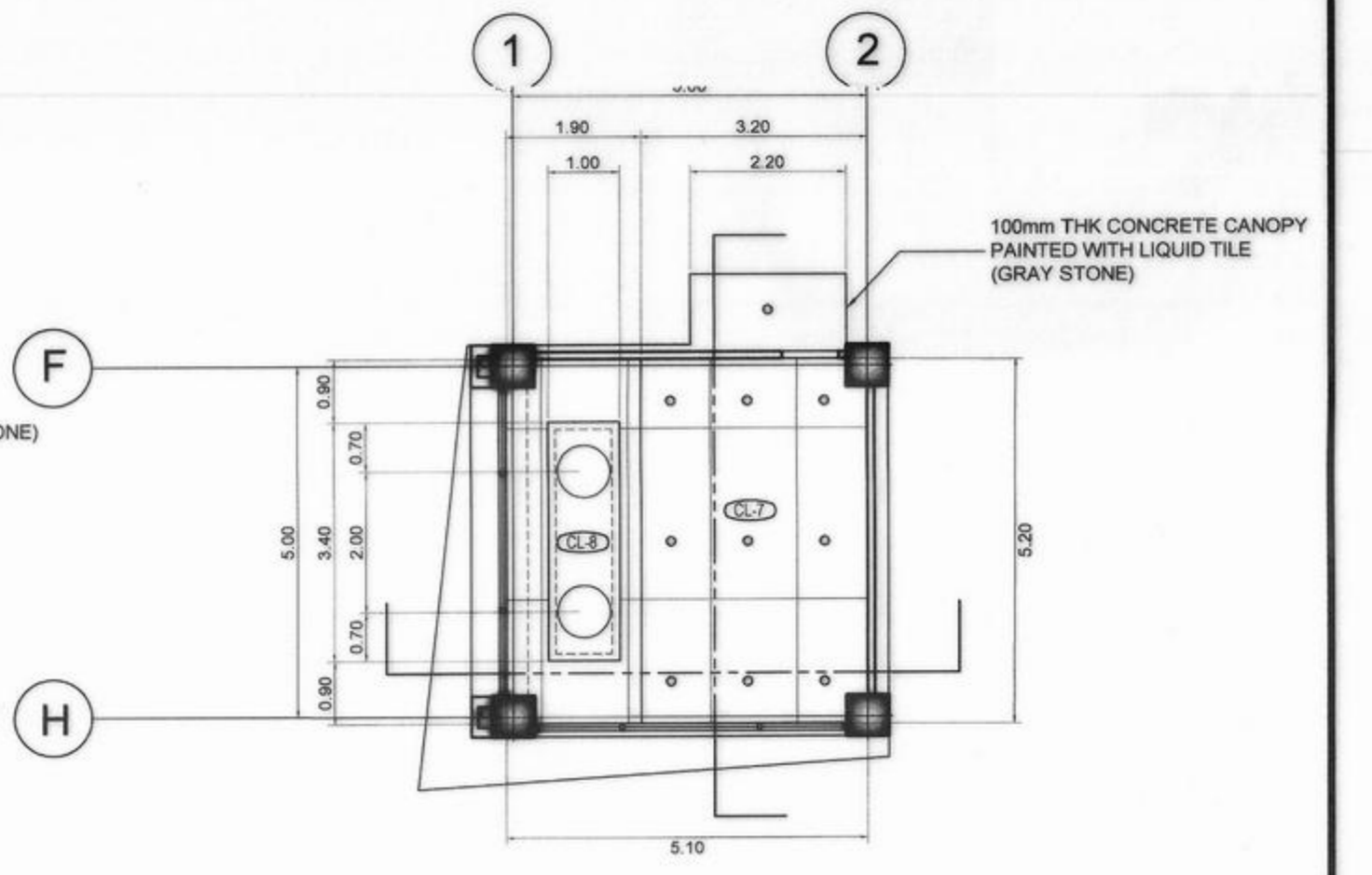
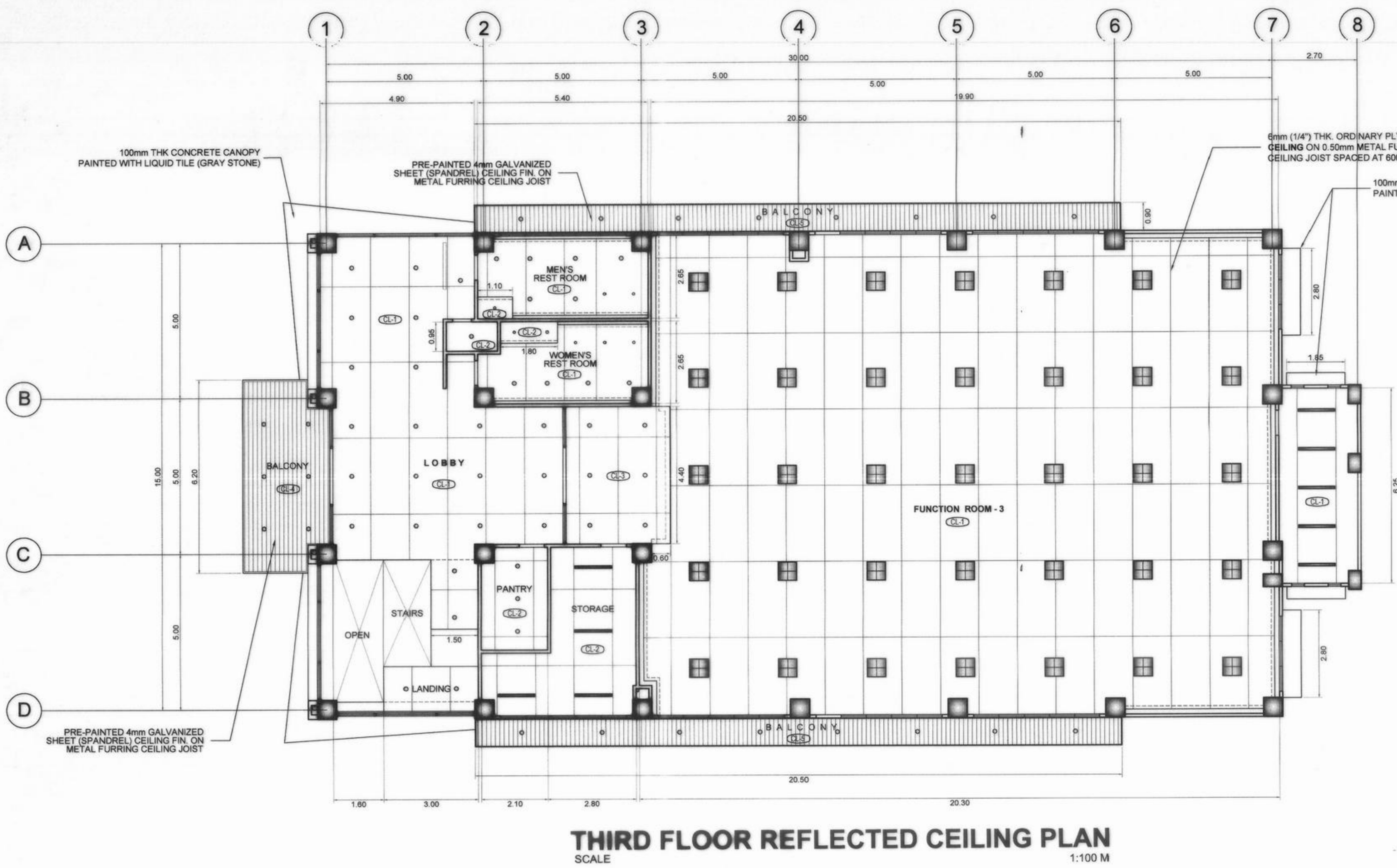
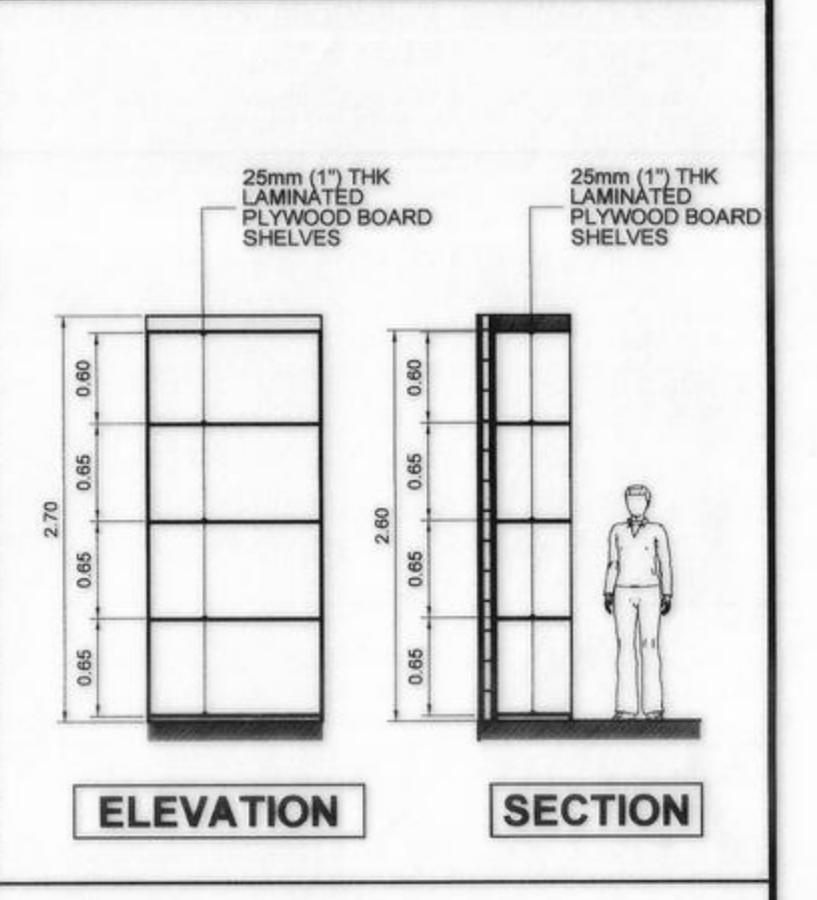
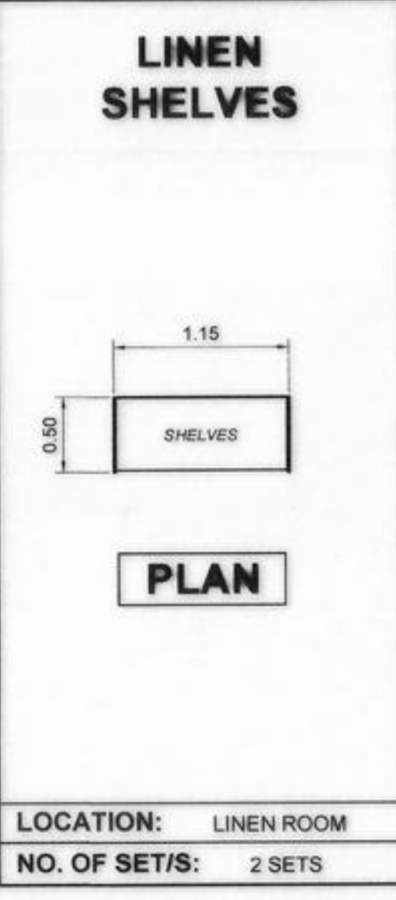
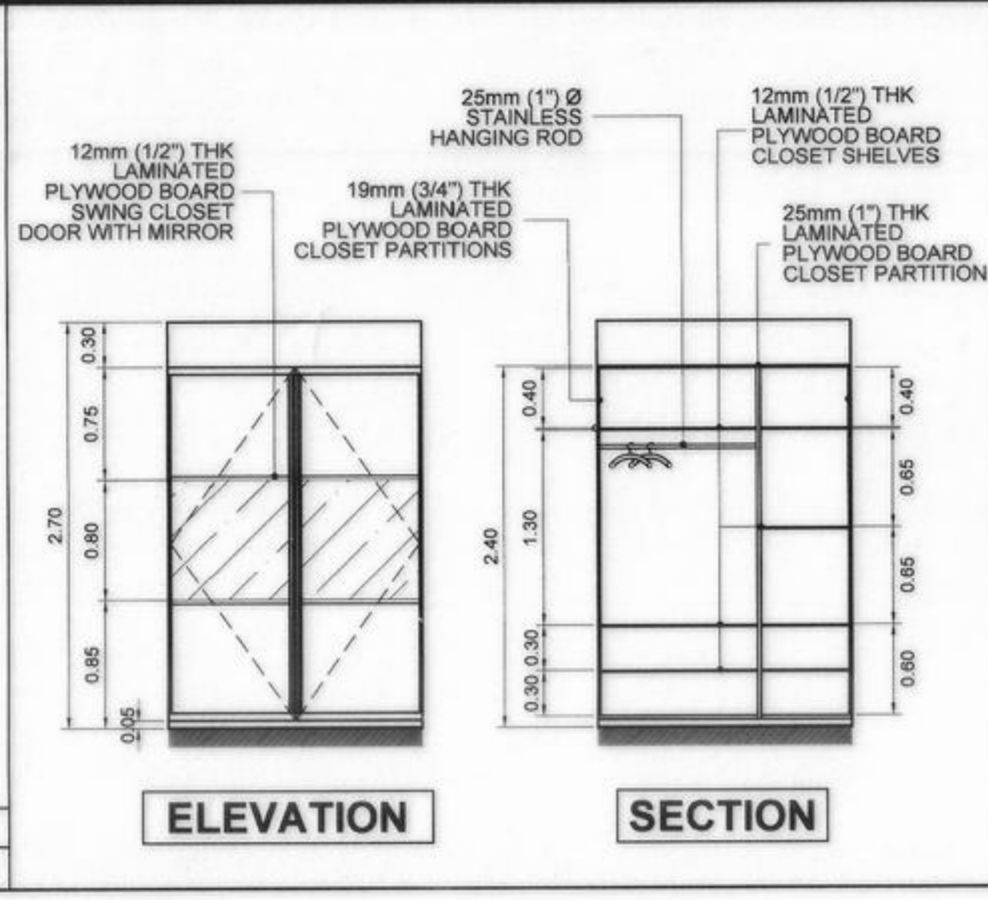
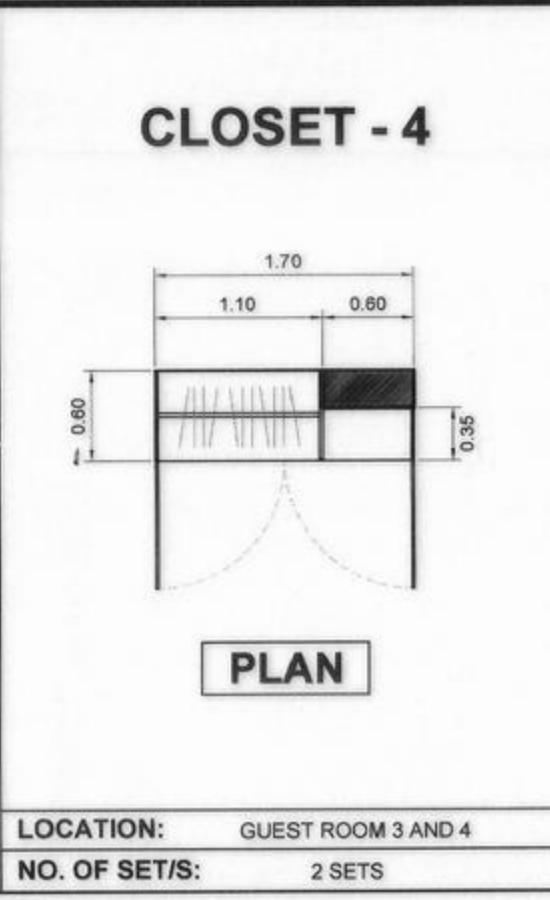
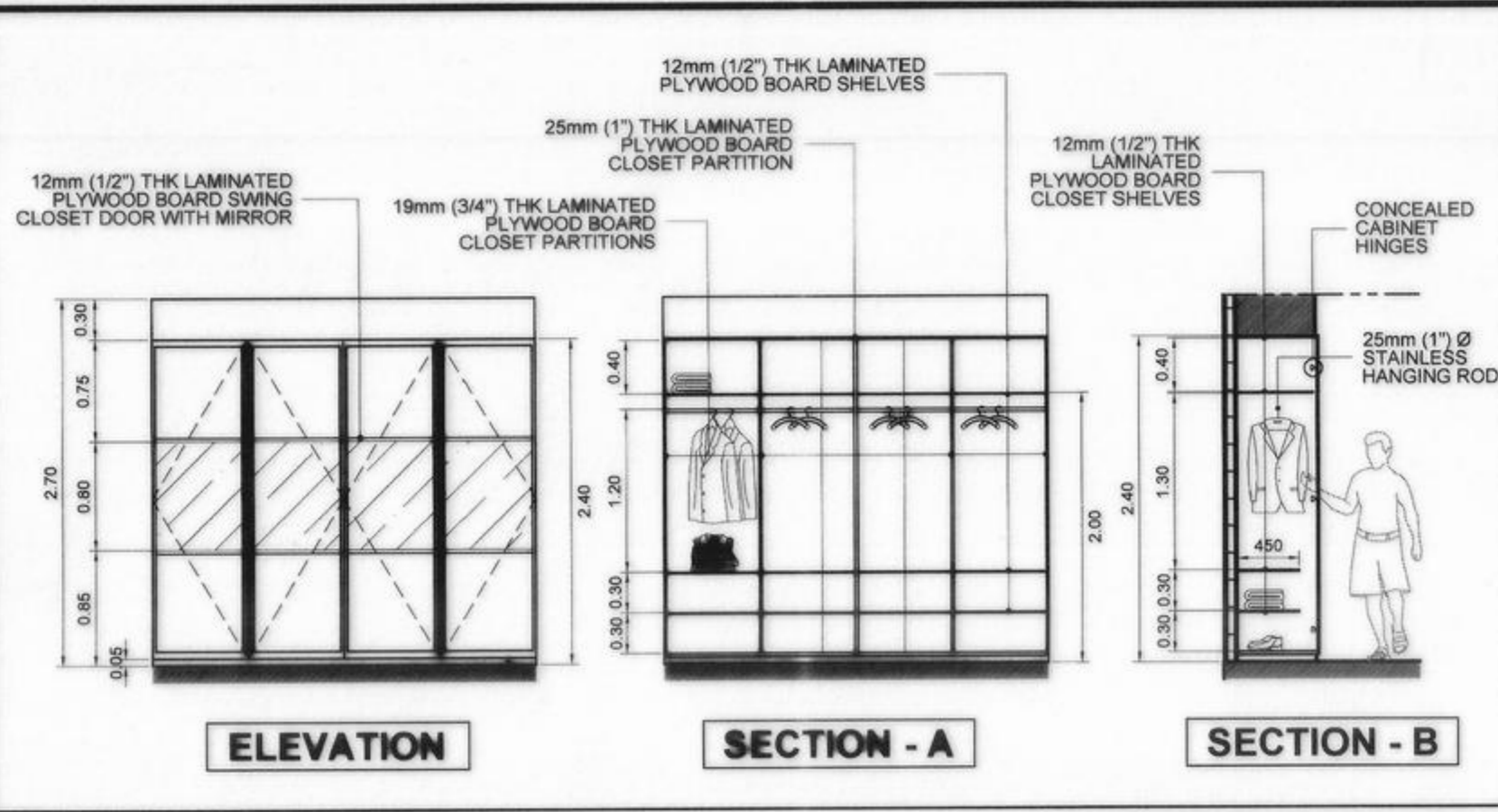
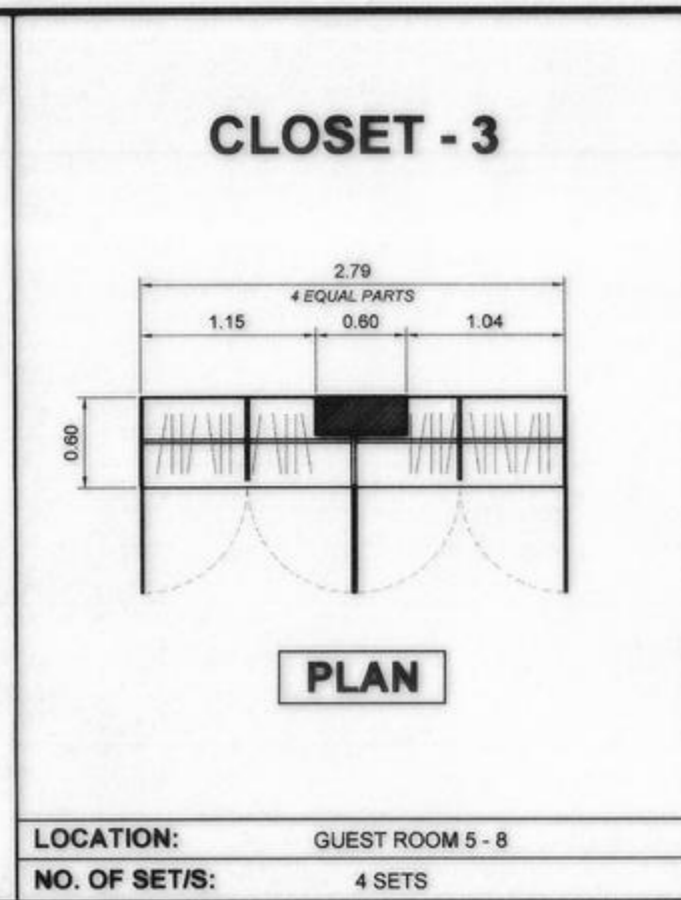


<p>REPUBLIC OF THE PHILIPPINES DEPARTMENT OF PUBLIC WORKS AND HIGHWAYS REGIONAL OFFICE IX VETERANS AVENUE EXT., TETUAN, ZAMBOANGA CITY</p>	<p>PROJECT & LOCATION: COA REGIONAL OFFICE NO. IX TRAINING CENTER AND DORMITORY BUILDING CABATANGAN, ZAMBOANGA CITY</p>	<p>SHEET CONTENT: PERSPECTIVES SITE DEVELOPMENT PLAN LOCATION MAP</p>	<p>DRAFTED: JUDY ANNE ALCEDO ENGINEER ASSISTANT (REG. ARCHITECT)</p> <p>PREPARED: NELLY S. MUHSIN ARCHITECT II</p>	<p>REVIEWED: PIO MARIO T. LACASTESANTOS ENGINEER III CHIEF, BRIDGE & OTHER PUBLIC WORKS DESIGN SECTION</p>	<p>SUBMITTED: SATURNINO C. TORREFRANCA DISTRICT ENGINEER DIC - CHIEF, PLANNING & DESIGN DIVISION</p>	<p>RECOMMENDED: KHADAFFY D. TANGGOL ASSISTANT REGIONAL DIRECTOR</p>	<p>APPROVED: CAYAMOMBAO D. DIA, CESO IV REGIONAL DIRECTOR</p>	<p>SET NO. </p>	<p>SHEET NO.: </p>
	<p>RECOMMENDING APPROVAL:</p> <p>VISITACION Q. MENDOZA DIRECTOR IV - REGIONAL DIRECTOR</p> <p>AMELIA P. VALDEZ DIRECTOR IV - GENERAL SERVICES OFFICE</p> <p>LORNA D. CABOCHAN ASSISTANT COMMISSIONER - ADMINISTRATION SECTOR</p>								

REPUBLIC OF THE PHILIPPINES
COMMISSION ON AUDIT
REGIONAL OFFICE NO. IX
CABATANGAN, ZAMBOANGA CITY

APPROVED (BY THE AUTHORITY OF THE CHAIRPERSON):

SCHEDULE OF CLOSETS
SCALE 1:50 MTRS



SCHEDULE OF CEILING FINISHES		
DESIGNATION	CEILING HEIGHT	CEILING DESCRIPTION
CL-1	2.95 M	6mm (1/4") THK. ORDINARY PLYWOOD FINISH ON 0.5mm METAL FURRING CEILING JOIST SPACED AT 600mm O.C.
CL-2	2.80 M	6mm (1/4") THK. ORDINARY PLYWOOD FINISH ON 0.5mm METAL FURRING CEILING JOIST SPACED AT 600mm O.C.
CL-3	2.75 M	6mm (1/4") THK. ORDINARY PLYWOOD FINISH ON 0.5mm METAL FURRING CEILING JOIST SPACED AT 600mm O.C.
CL-4	3.85 M	PRE-PAINTED 4mm GALVANIZED SHEET (SPANDREL) CEILING FIN. ON METAL FURRING CEILING JOIST (PROVIDE VENTILATION 150mmØ AS SHOWN)
CL-5	3.825 M	PRE-PAINTED 4mm GALVANIZED SHEET (SPANDREL) CEILING FIN. ON METAL FURRING CEILING JOIST (PROVIDE VENTILATION 150mmØ AS SHOWN)
CL-6	2.45 M	6mm (1/4") THK. ORDINARY PLYWOOD FINISH ON 0.5mm METAL FURRING CEILING JOIST SPACED AT 600mm O.C.
CL-7	2.25 M	6mm (1/4") THK. ORDINARY PLYWOOD FINISH ON 0.5mm METAL FURRING CEILING JOIST SPACED AT 600mm O.C.

<p>REPUBLIC OF THE PHILIPPINES COMMISSION ON AUDIT REGIONAL OFFICE NO. IX CABATANGAN, ZAMBOANGA CITY</p>	<p>RECOMMENDING APPROVAL :</p> <p>VISITACION Q. MENDOZA DIRECTOR IV - REGIONAL DIRECTOR</p> <p>AMELIA P. VALDEZ DIRECTOR IV - GENERAL SERVICES OFFICE</p>		<p>APPROVED (BY THE AUTHORITY OF THE CHAIRPERSON) :</p> <p>LORNA D. CABOCHAN ASSISTANT COMMISSIONER - ADMINISTRATION SECTOR</p>		
	<p>PROJECT & LOCATION:</p> <p>COA REGIONAL OFFICE NO. IX TRAINING CENTER AND DORMITORY BUILDING CABATANGAN, ZAMBOANGA CITY</p>	<p>SHEET CONTENT:</p> <p>THIRD FLOOR REFLECTED CEILING PLAN ROOF DECK REFLECTED CEILING PLAN SCHEDULE OF CLOSETS</p>	<p>DRAFTED:</p> <p>JUDY ANN P. ALCEDO ENGINEERING ASSISTANT (REG. ARCHITECT)</p> <p>PREPARED:</p> <p>NELLY S. MUHSIN ARCHITECT III</p>	<p>REVIEWED:</p> <p>PIO MARIO T. LACASTESANTOS ENGINEER III CHIEF, BRIDGE & OTHER PUBLIC WORKS DESIGN SECTION</p> <p>SUBMITTED:</p> <p>SATURNINO C. TORREFRANCA DISTRICT ENGINEER OIC - CHIEF, PLANNING & DESIGN DIVISION</p>	<p>RECOMMENDED:</p> <p>KHADAFFY D. TANGGOL ASSISTANT REGIONAL DIRECTOR</p> <p>APPROVED:</p> <p>CAYAMOMBAO D. DIA, CESO IV REGIONAL DIRECTOR</p>

SCHEDULE OF DOORS

SCALE 1:150 MM

D-1	D-2	D-3	D-4		
DESCRIPTION: 1/4" THK CLEAR GLASS ON ANALOK FRAME DOUBLE SWING DOOR WITH FIXED GLASS TRANSOM WINDOW	DESCRIPTION: 1/4" THK CLEAR GLASS ON ANALOK FRAME DOUBLE SWING DOOR WITH FIXED WINDOW ON BOTH SIDES AND TRANSOM WINDOW	DESCRIPTION: 1/4" THK CLEAR GLASS ON ANALOK FRAME DOUBLE SWING DOOR WITH FIXED WINDOW ON BOTH SIDES AND TRANSOM WINDOW	DESCRIPTION: 1/4" THK CLEAR GLASS ON ANALOK FRAME DOUBLE SWING DOOR WITH FIXED GLASS TRANSOM WINDOW		
LOCATION: MAIN ENTRANCE	LOCATION: FRONT BALCONY (2ND FLOOR)	LOCATION: FRONT BALCONY (3RD FLOOR)	LOCATION: FUNCTION ROOM - 2 ENTRANCE		
NO. OF SETS/S: 1 SET	NO. OF SETS/S: 1 SET	NO. OF SETS/S: 1 SET	NO. OF SETS/S: 1 SET		
D-5	D-6	D-7	D-8	D-9	
DESCRIPTION: 1/4" THK CLEAR GLASS ON ANALOK FRAME DOUBLE SWING DOOR WITH FIXED GLASS TRANSOM WINDOW	DESCRIPTION: 1/4" THK CLEAR GLASS ON ANALOK FRAME DOUBLE SWING DOOR WITH FIXED WINDOW ON BOTH SIDES AND TRANSOM WINDOW	DESCRIPTION: 1/4" THK CLEAR GLASS ON ANALOK FRAME SWING DOOR (WITH FIXED GLASS TRANSOM WINDOW (D-7A))	DESCRIPTION: SOLID WOOD PANEL SWING DOOR ON HARD WOOD 2" X 6" JAMB FRAME	DESCRIPTION: FIRE-RESISTIVE DOOR	
LOCATION: DINING AREA ENTRANCE	LOCATION: FUNCTION ROOM - 3 ENTRANCE	LOCATION: MEETING ROOM, FUNCTION ROOM - 1, STORAGE	LOCATION: PANTRY, GUEST ROOMS, EXECUTIVE ROOMS, KITCHEN	LOCATION: EMERGENCY EXITS, ROOF DECK DOOR	
NO. OF SETS/S: 1 SET	NO. OF SETS/S: 1 SET	NO. OF SETS/S: 1 SET / 4 SETS	NO. OF SETS/S: 12 SETS	NO. OF SETS/S: 4 SETS	
D-10	D-11	D-12	D-13	D-14	D-15
DESCRIPTION: PVC FLUSH SWING DOOR WITH LOUVER	DESCRIPTION: ALUMINUM FRAME PVC SWING DOOR WITH STAINLESS STEEL KICK PLATE	DESCRIPTION: 1/4" THK CLEAR GLASS ON ALUMINUM FRAME SLIDING DOOR	DESCRIPTION: SOLID WOOD FLUSH SWING DOOR ON HARD WOOD 2" X 6" JAMB FRAME	DESCRIPTION: 12MM (1/2") THK FORMICA LAMINATE (DARK) BOARD SWING DOOR	DESCRIPTION: ROLL-UP DOOR
LOCATION: EXECUTIVE ROOMS, GUEST ROOMS	LOCATION: WOMEN'S RESTROOM, MEN'S RESTROOM, PWD C.R.	LOCATION: SHOWER AREAS	LOCATION: LINEN ROOM, JANITORS CLOSET	LOCATION: WOMEN'S RESTROOM, MEN'S RESTROOM	LOCATION: REAR ENTRANCE (FIRE EXIT)
NO. OF SETS/S: 2 SETS / 8 SETS	NO. OF SETS/S: 5 SETS	NO. OF SETS/S: 10 SETS	NO. OF SETS/S: 3 SETS	NO. OF SETS/S: 1 SET	NO. OF SETS/S: 1 SET

SCHEDULE OF WINDOWS

SCALE 1:100 M

W 1		DESCRIPTION: 1/4" THK CLEAR GLASS ON ANALOK FRAME WITH FIXED WINDOW WITH AWNING WINDOWS	LOCATION: BUILDING FACADE (STAIRS)	NO. OF SETS/S: 2 SETS
W 2		DESCRIPTION: 1/4" THK CLEAR GLASS ON ANALOK FRAME FIXED GLASS WINDOWS WITH AWNING WINDOWS	LOCATION: OFFICE AREA	NO. OF SETS/S: 1 SET
W 3		DESCRIPTION: 1/4" THK CLEAR GLASS ON ANALOK FRAME FIXED GLASS WINDOWS WITH AWNING WINDOWS	LOCATION: OFFICE AREA	NO. OF SETS/S: 1 SET
W 4		DESCRIPTION: 1/4" THK CLEAR GLASS ON ANALOK FRAME FIXED GLASS WINDOW	LOCATION: EXECUTIVE ROOM - 1	NO. OF SETS/S: 1 SET
W 5		DESCRIPTION: 1/4" THK CLEAR GLASS ON ANALOK FRAME FIXED GLASS WINDOW	LOCATION: LOBBY (3RD FLOOR)	NO. OF SETS/S: 2 SETS



REPUBLIC OF THE PHILIPPINES
COMMISSION ON AUDIT
REGIONAL OFFICE NO. IX
CABATANGAN, ZAMBOANGA CITY

RECOMMENDING APPROVAL :

VISITACION Q. MENDOZA
DIRECTOR IV - REGIONAL DIRECTOR

AMELIA P. VALDEZ
DIRECTOR IV - GENERAL SERVICES OFFICE

APPROVED (BY THE AUTHORITY OF THE CHAIRPERSON) :

LORNA D. CABOCHAN
DISTRICT ENGINEER - ADMINISTRATION SECTOR



REPUBLIC OF THE PHILIPPINES
DEPARTMENT OF PUBLIC WORKS AND HIGHWAYS
REGIONAL OFFICE IX
VETERANS AVENUE EXT., TETUAN, ZAMBOANGA CITY

PROJECT & LOCATION:
**COA REGIONAL OFFICE NO. IX
TRAINING CENTER AND
DORMITORY BUILDING**
CABATANGAN, ZAMBOANGA CITY

SHEET CONTENT:

- SCHEDULE OF DOORS
- SCHEDULE OF WINDOWS

DRAFTED:

JUDY ANNE F. ALCEDO
ENGINEERING ASSISTANT
(REG. ARCHITECT)

PREPARED:

NELLY S. MUHSIN
ARCHITECT III

REVIEWED:

PIO MARIO J. LACASTESANTOS
ENGINEER III

SUBMITTED:

SATURNINO C. TORREFRANCA
DISTRICT ENGINEER

RECOMMENDED:

KHADAFY D. TANGGOL
ASSISTANT REGIONAL DIRECTOR

APPROVED:

CAYAMOMBAO D. DIA, CESO IV
REGIONAL DIRECTOR

SET NO.



SHEET NO.:

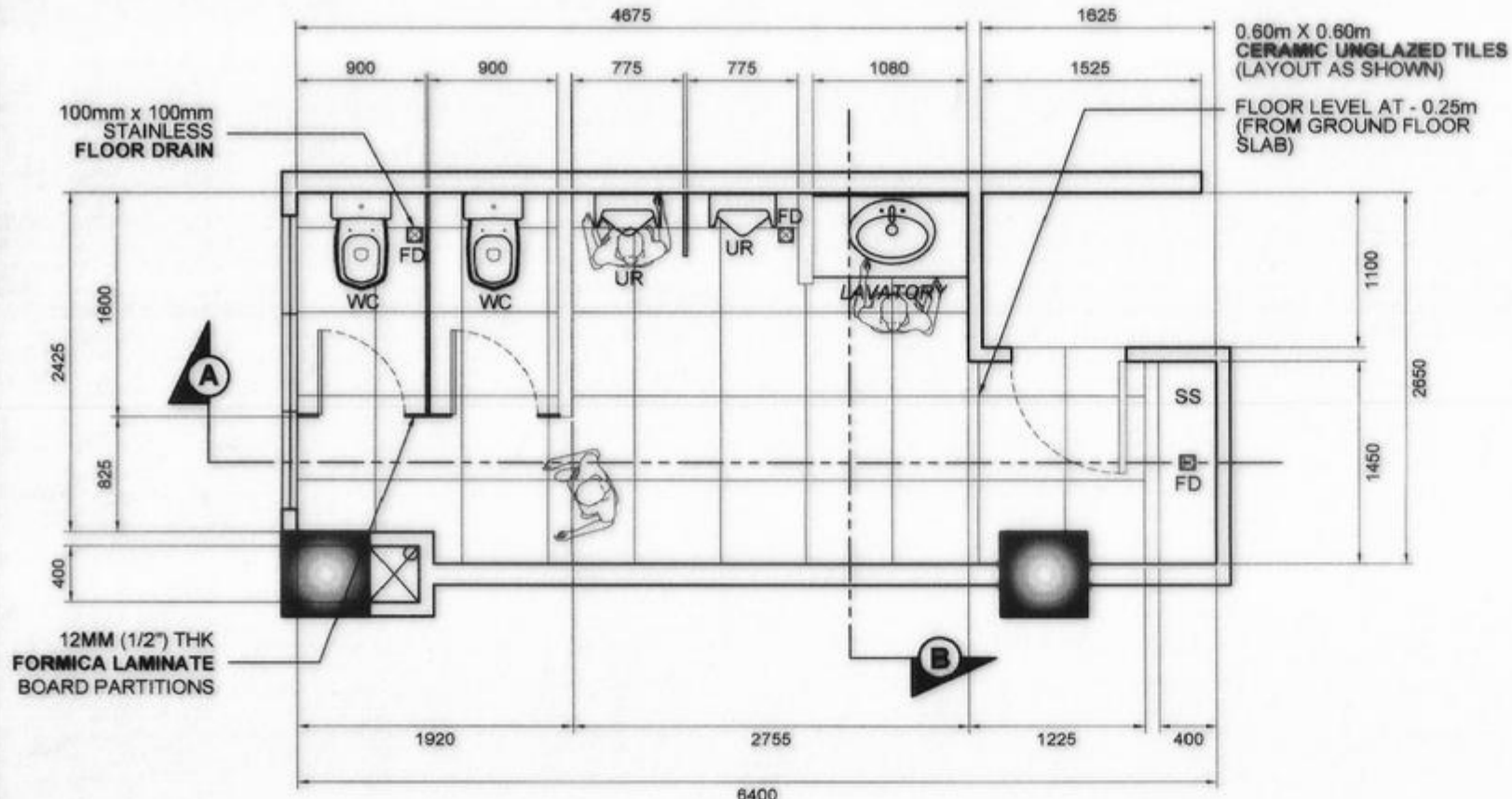
A - 12
12 68

SCHEDULE OF WINDOWS
SCALE 1:50 MM

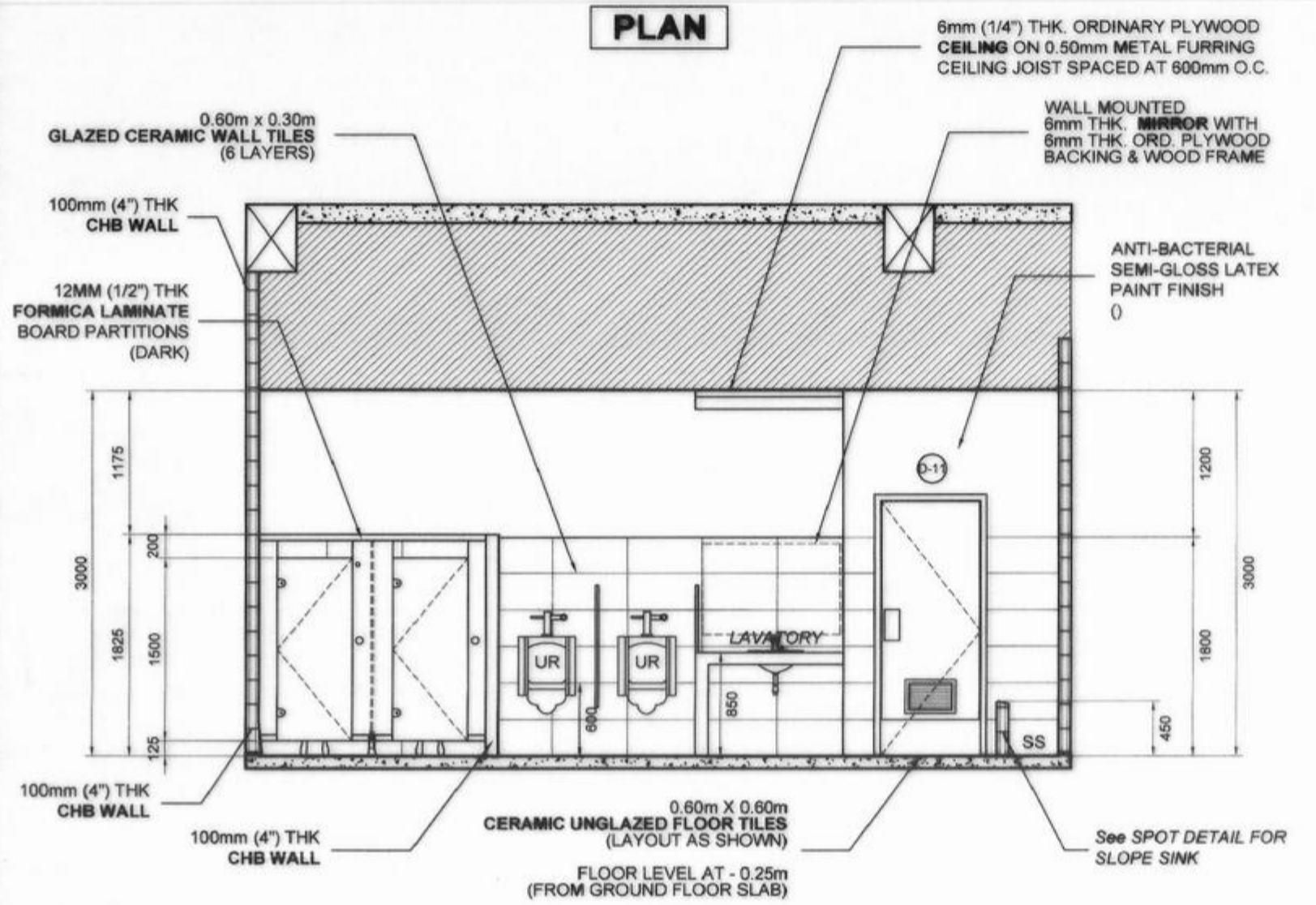
<p>DESCRIPTION: 1/4" THK CLEAR GLASS ON ANALOK FRAME 5-PANELS SLIDING WITH FIXED WINDOWS</p>	<p>DESCRIPTION: 1/4" THK CLEAR GLASS ON ANALOK FRAME 5-PANELS SLIDING WITH FIXED WINDOWS</p>	<p>DESCRIPTION: 1/4" THK CLEAR GLASS ON ANALOK FRAME WITH 4-PANELS SLIDING WINDOW, SWING DOOR AND FIXED WINDOW TRANSOM</p>	<p>DESCRIPTION: 1/4" THK CLEAR GLASS ON ANALOK FRAME WITH 4-PANELS AWNING WINDOW, SLIDING DOOR AND FIXED WINDOWS</p>	<p>DESCRIPTION: 1/4" THK CLEAR GLASS ON ANALOK FRAME WITH 4-PANELS AWNING WINDOW AND FIXED WINDOWS</p>		
<p>LOCATION: UNIT 3 MAIN ENTRANCE</p>	<p>LOCATION: UNIT 3 MAIN ENTRANCE</p>	<p>LOCATION: UNIT 3 MAIN ENTRANCE</p>	<p>LOCATION: EXECUTIVE ROOM - 2, GUEST ROOMS</p>	<p>LOCATION: EXECUTIVE ROOMS - 1, GUEST ROOMS - 4</p>		
<p>NO. OF SETS/S: 6 SETS</p>	<p>NO. OF SETS/S: 4 SETS</p>	<p>NO. OF SETS/S: 2 SETS</p>	<p>NO. OF SETS/S: 8 SETS</p>	<p>NO. OF SETS/S: 3 SETS</p>		
<p>DESCRIPTION: 1/4" THK CLEAR GLASS ON ANALOK FRAME FIXED GLASS WINDOWS</p>	<p>DESCRIPTION: 1/4" THK CLEAR GLASS ON ANALOK FRAME FIXED GLASS WINDOWS</p>	<p>DESCRIPTION: 1/4" THK CLEAR GLASS ON ANALOK FRAME 4-PANELS SLIDING WITH FIXED WINDOWS</p>	<p>DESCRIPTION: 1/4" THK CLEAR GLASS ON ANALOK FRAME 3-PANELS SLIDING WITH FIXED WINDOWS</p>	<p>DESCRIPTION: 1/4" THK CLEAR GLASS ON ANALOK FRAME FIXED GLASS WINDOW</p>		
<p>LOCATION: FIRE EXIT STAIRS</p>	<p>LOCATION: FIRE EXIT STAIRS</p>	<p>LOCATION: KITCHEN AREA</p>	<p>LOCATION: FUNCTION ROOM - 2, FUNCTION ROOM - 3, GUEST ROOM - 4</p>	<p>LOCATION: KITCHEN AREA</p>		
<p>NO. OF SETS/S: 2 SETS</p>	<p>NO. OF SETS/S: 1 SET</p>	<p>NO. OF SETS/S: 1 SET</p>	<p>NO. OF SETS/S: 5 SETS</p>	<p>NO. OF SETS/S: 1 SET</p>		
<p>DESCRIPTION: 1/4" THK CLEAR GLASS ON ANALOK FRAME 5-PANEL AWNING WINDOW WITH FIXED WINDOW</p>	<p>DESCRIPTION: 1/4" THK CLEAR GLASS ON ANALOK FRAME 3-PANEL AWNING WINDOW WITH FIXED WINDOW</p>	<p>DESCRIPTION: 1/4" THK CLEAR GLASS ON ANALOK FRAME 3-PANEL AWNING WINDOW WITH FIXED WINDOW</p>	<p>DESCRIPTION: 1/4" THK CLEAR GLASS ON ANALOK FRAME AWNING WITH FIXED WINDOW</p>	<p>DESCRIPTION: 1/4" THK CLEAR GLASS ON ANALOK FRAME AWNING WITH FIXED WINDOW</p>	<p>DESCRIPTION: 1/4" THK CLEAR GLASS ON ANALOK FRAME AWNING WITH FIXED WINDOW</p>	<p>DESCRIPTION: 1/4" THK CLEAR GLASS ON ANALOK FRAME AWNING WITH FIXED WINDOW</p>
<p>LOCATION: MEN AND WOMEN RESTROOM (3RD FLOOR)</p>	<p>LOCATION: MEN AND WOMEN RESTROOM (GROUND FLOOR)</p>	<p>LOCATION: STORAGE (GROUND FLOOR)</p>	<p>LOCATION: STORAGE ROOM (GROUND FLOOR)</p>	<p>LOCATION: TOILET AND BATH</p>	<p>LOCATION: FIRE EXIT STAIRS</p>	<p>LOCATION: MAIN ENTRANCE</p>
<p>NO. OF SETS/S: 2 SETS</p>	<p>NO. OF SETS/S: 2 SETS</p>	<p>NO. OF SETS/S: 1 SET</p>	<p>NO. OF SETS/S: 1 SET</p>	<p>NO. OF SETS/S: 10 SETS</p>	<p>NO. OF SETS/S: 10 SETS</p>	<p>NO. OF SETS/S: 2 SETS</p>

<p>REPUBLIC OF THE PHILIPPINES COMMISSION ON AUDIT REGIONAL OFFICE NO. IX CABATANGAN, ZAMBOANGA CITY</p>	<p>RECOMMENDING APPROVAL :</p> <p>VISITACION Q. MENDOZA DIRECTOR IV - REGIONAL DIRECTOR</p> <p>AMELIA P. VALDEZ DIRECTOR IV - GENERAL SERVICES OFFICE</p>	<p>APPROVED (BY THE AUTHORITY OF THE CHAIRPERSON) :</p> <p>LORNA D. CABOCHAN ASSISTANT COMMISSIONER - ADMINISTRATION SECTOR</p>							
<p>REPUBLIC OF THE PHILIPPINES DEPARTMENT OF PUBLIC WORKS AND HIGHWAYS REGIONAL OFFICE IX VETERANS AVENUE EXT., TETUAN, ZAMBOANGA CITY</p>	<p>PROJECT & LOCATION:</p> <p>COA REGIONAL OFFICE NO. IX TRAINING CENTER AND DORMITORY BUILDING CABATANGAN, ZAMBOANGA CITY</p>	<p>SHEET CONTENT:</p> <p>SCHEDULE OF WINDOWS</p>	<p>DRAFTED:</p> <p>JUDY ANN F. ALCEDO ENGINEERING ASSISTANT (REG. ARCHITECT)</p> <p>PREPARED:</p> <p>NELLY S. MUHSIN ARCHITECT II</p>	<p>REVIEWED:</p> <p>PIO MARIO T. LACASTESANTOS ENGINEER III CHIEF, BRIDGE & OTHER PUBLIC WORKS DESIGN SECTION</p>	<p>SUBMITTED:</p> <p>SATURNINO C. TORREFRANCA DISTRICT ENGINEER OIC - CHIEF, PLANNING & DESIGN DIVISION</p>	<p>RECOMMENDED:</p> <p>KHADAFFY D. TANGGOL ASSISTANT REGIONAL DIRECTOR</p>	<p>APPROVED:</p> <p>CAYAMONBAO D. DIA, CESO IV REGIONAL DIRECTOR</p>	<p>SET NO.</p> <p>○</p>	<p>SHEET NO.</p> <p>A - 13 13 68</p>

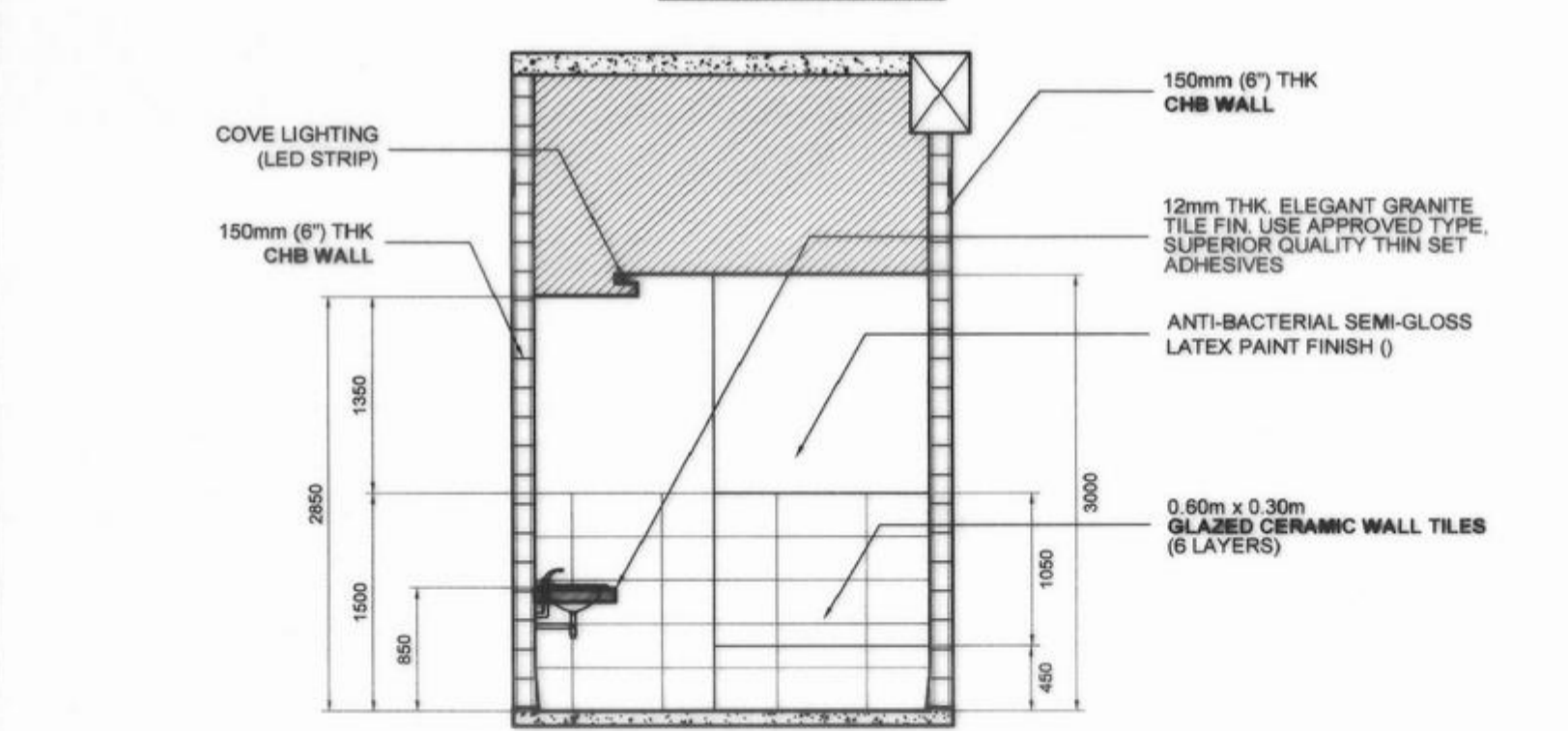
MEN'S RESTROOM
(GROUND FLOOR)



PLAN

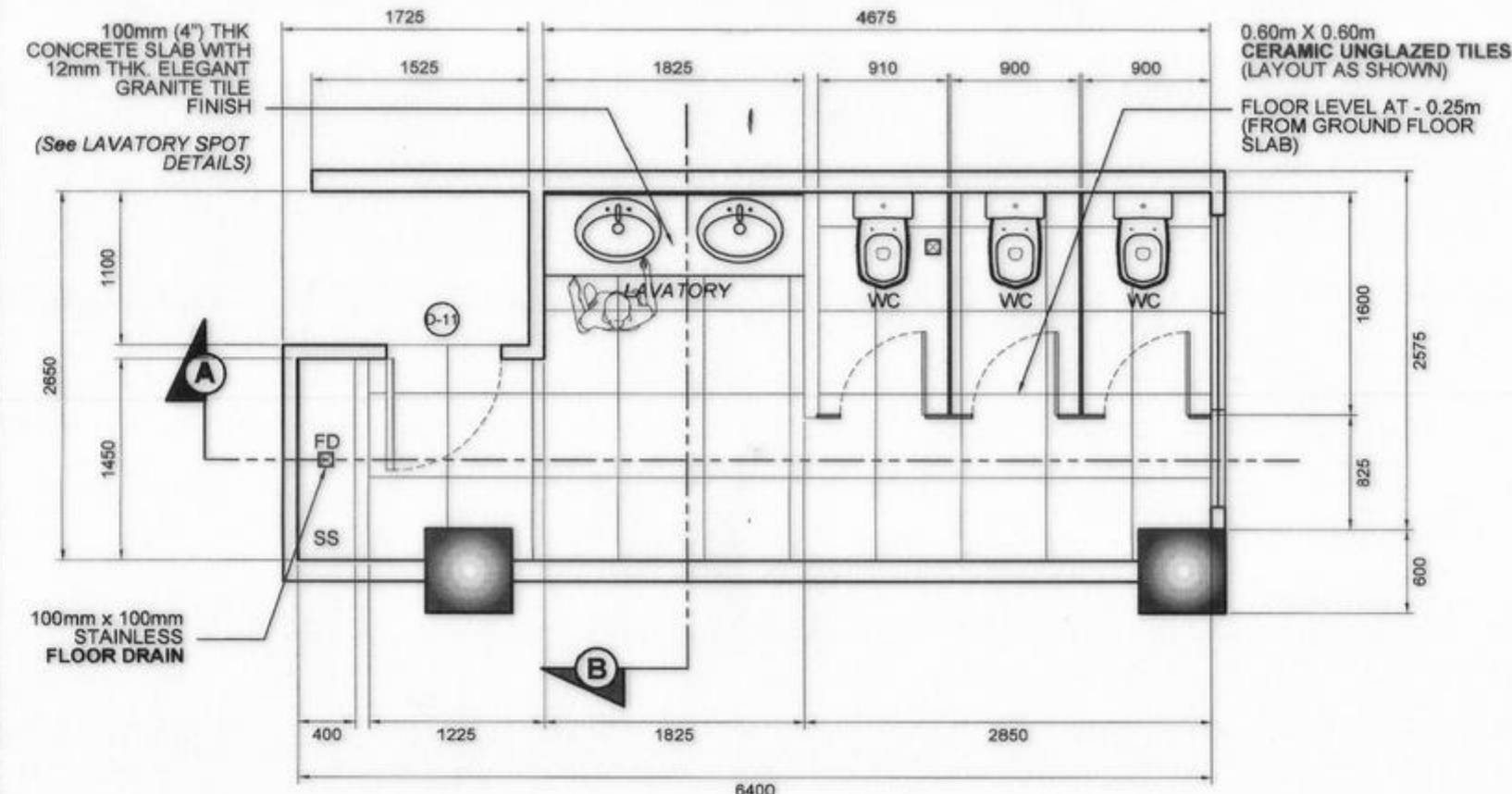


ELEVATION

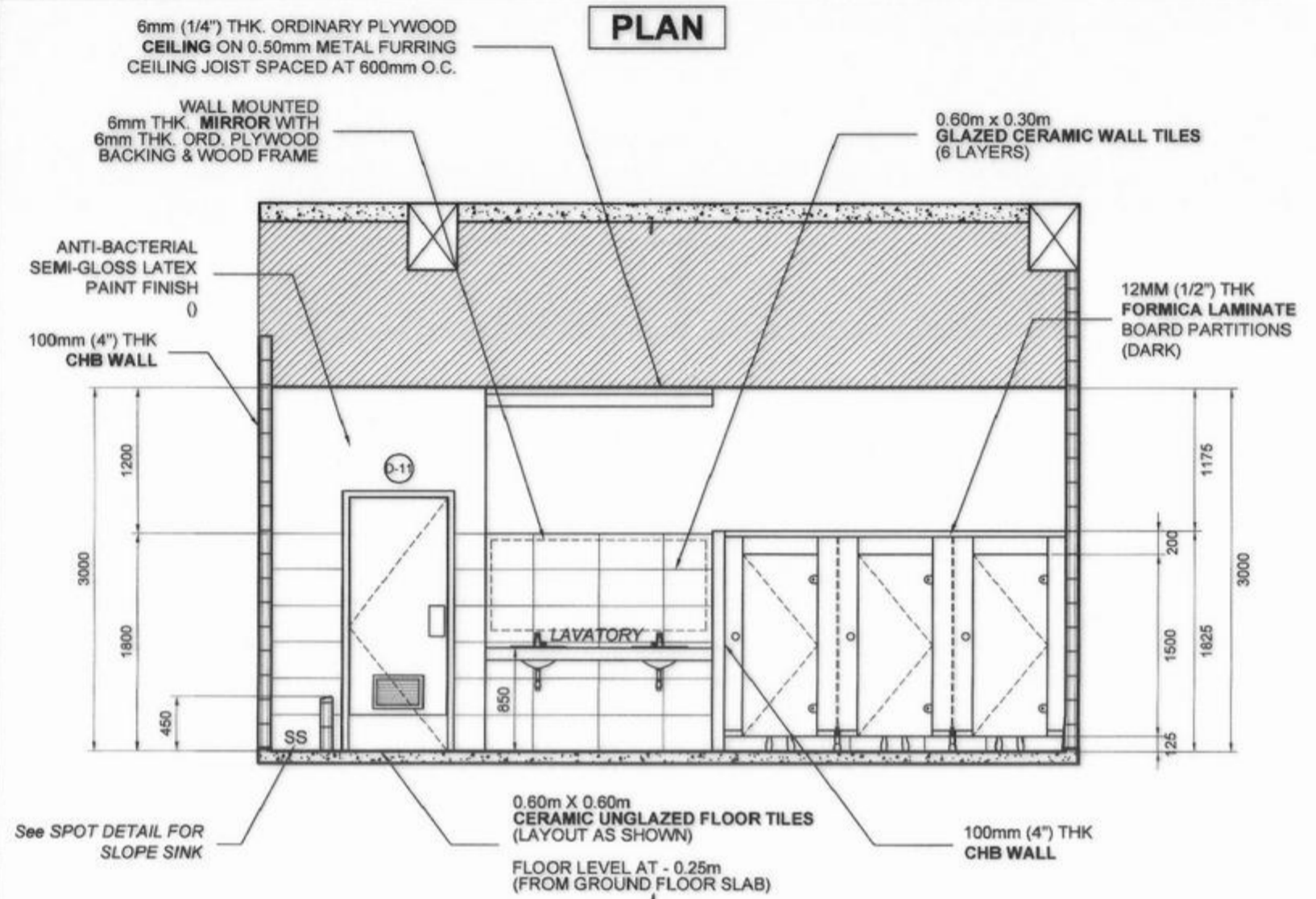


SECTION

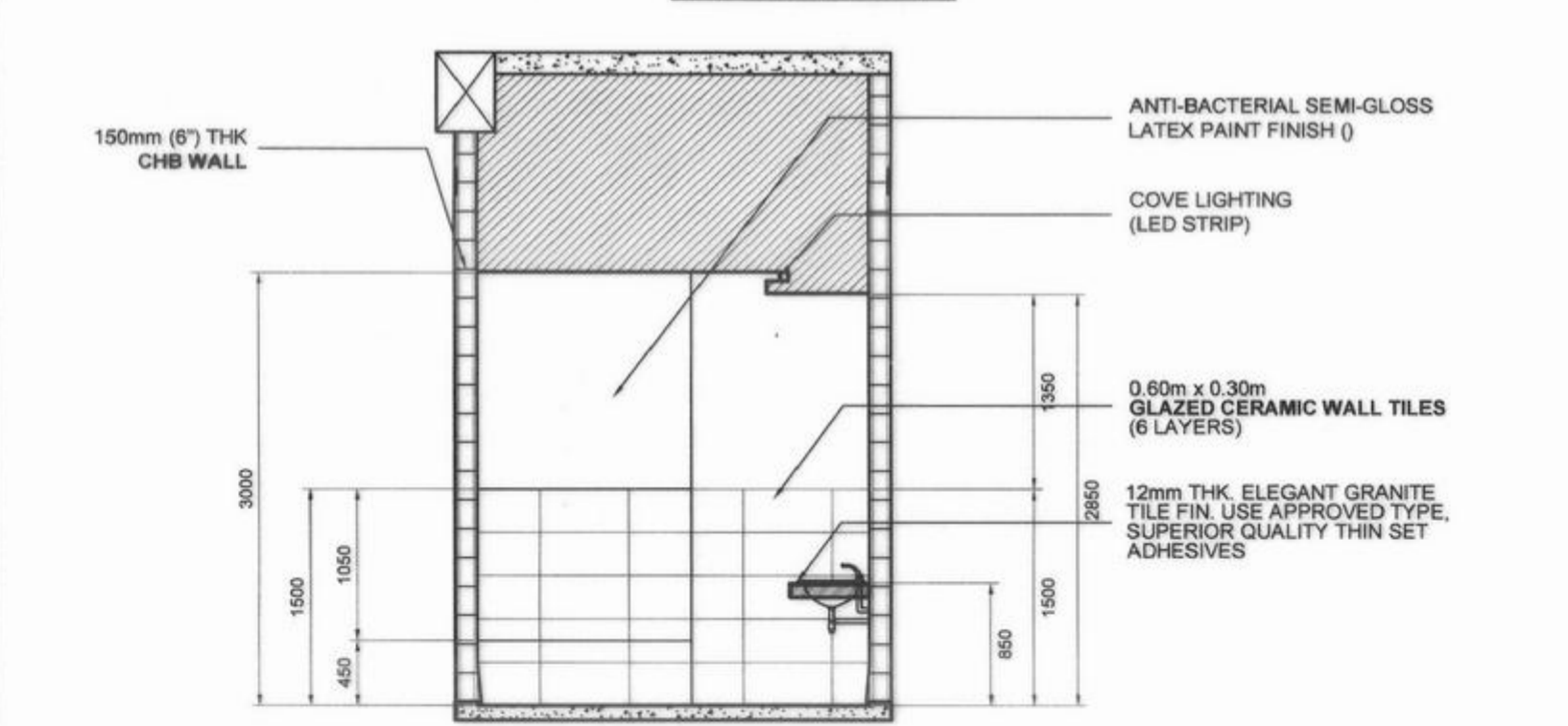
WOMEN'S RESTROOM
(GROUND FLOOR)



PLAN

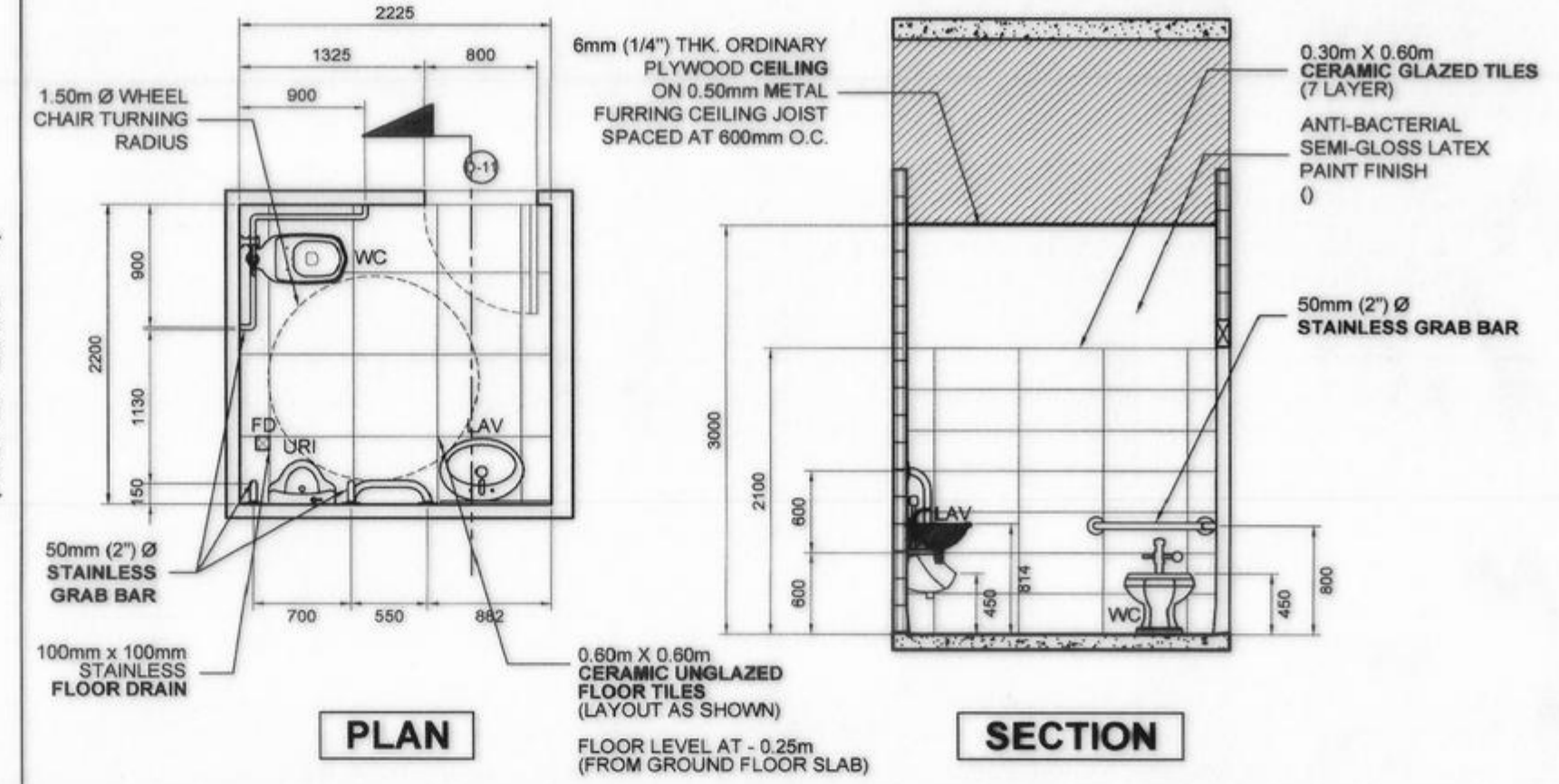


ELEVATION



SECTION

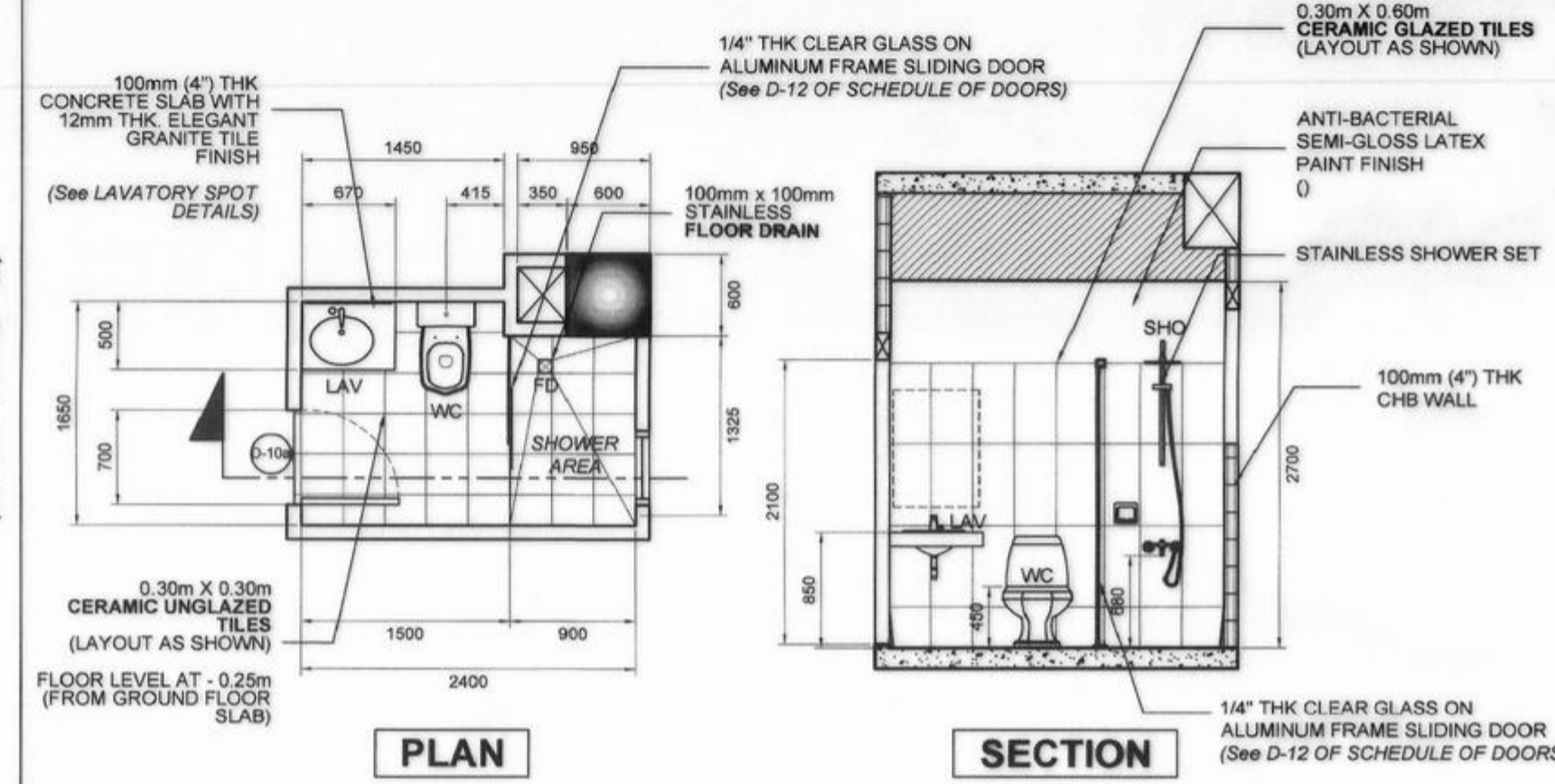
PWD TOILET
(NO. OF SETS = 1)



PLAN

SECTION

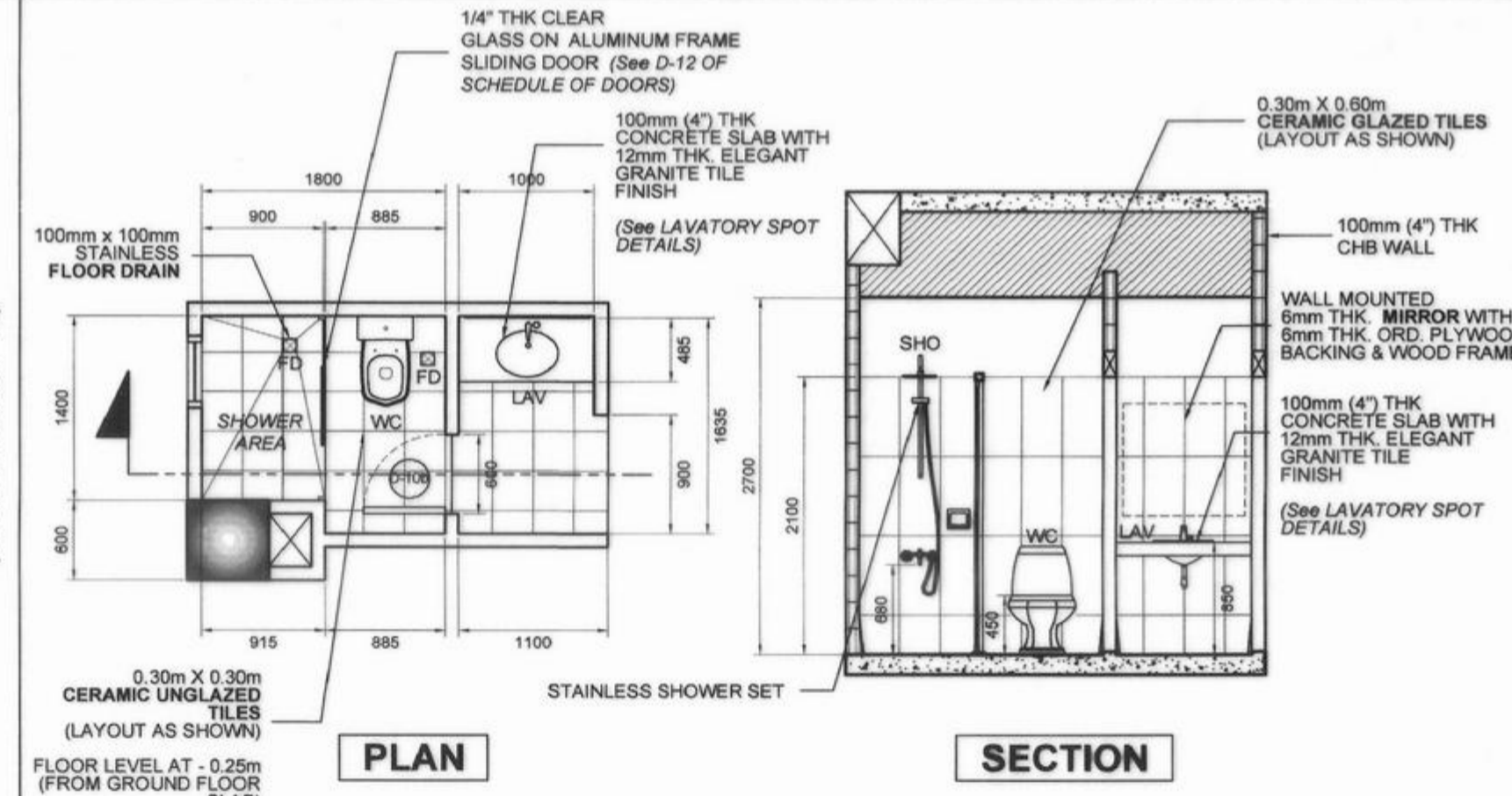
EXECUTIVE T&B
(NO. OF SETS = 2)



PLAN

SECTION

GUEST T&B
(NO. OF SETS = 8)



PLAN

SECTION

- NOTES:**
- WATER-PROOFING** : USE 2 (TWO) COMPONENT WATERTITE WATER-PROOFING. PIONEER OR APPROVED EQUAL
 1. WATERTITE 100 : INSTANT PLUG
 2. WATERTITE 101 : CAPILLARY WATER-PROOFING MEMBRANE (3 CROSS COATS)
 - FLOOR GROUT** : WATER-PROOFING CEMENT MORTAR
 - FLOOR FINISH** : 6mm THK x 600mm x 600mm UNGLAZED CERAMIC FLOOR TILES (GROUND FLOOR) AND 6mm THK x 300mm x 300mm (SECOND FLOOR) (LAYOUT AS SHOWN ON DET. PLAN)
 - WALL TILE SETTING** : USE APPROVED TYPE, SUPERIOR QUALITY WALL TILE ADHESIVE, ABC OR APPROVED EQUAL
 - WALL FINISH** : 6mm THK x 300 x 600mm GLAZED CERAMIC WALL TILES (LAYOUT AS SHOWN ON DET. PLAN)

REPUBLIC OF THE PHILIPPINES
COMMISSION ON AUDIT
 REGIONAL OFFICE NO. IX
 CABATANGAN, ZAMBOANGA CITY

RECOMMENDING APPROVAL :

VISITACION Q. MENDOZA
 DIRECTOR IV - REGIONAL DIRECTOR

AMELIA P. VALDEZ
 DIRECTOR IV - GENERAL SERVICES OFFICE

APPROVED (BY THE AUTHORITY OF THE CHAIRPERSON) :

LORNA D. CABOCHAN
 ASSISTANT COMMISSIONER - ADMINISTRATION SECTOR

REPUBLIC OF THE PHILIPPINES
DEPARTMENT OF PUBLIC WORKS AND HIGHWAYS
 REGIONAL OFFICE IX
 VETERANS AVENUE EXT., TETUAN, ZAMBOANGA CITY

PROJECT & LOCATION:
**COA REGIONAL OFFICE NO. IX
 TRAINING CENTER AND
 DORMITORY BUILDING**
 CABATANGAN, ZAMBOANGA CITY

SHEET CONTENT:
 SCHEDULE OF TOILET & BATHS

DRAFTED:
 JUDY ANN ALCEDO
 ENGINEERING ASSISTANT
 (REG. ARCHTCT)
 PREPARED:
 NELLY S. MUHSIN
 ARCHTCT II

REVIEWED:
 PIO MARIO T. LACASANTOS
 ENGINEER III
 CHIEF, BRIDGE & OTHER PUBLIC WORKS DESIGN SECTION

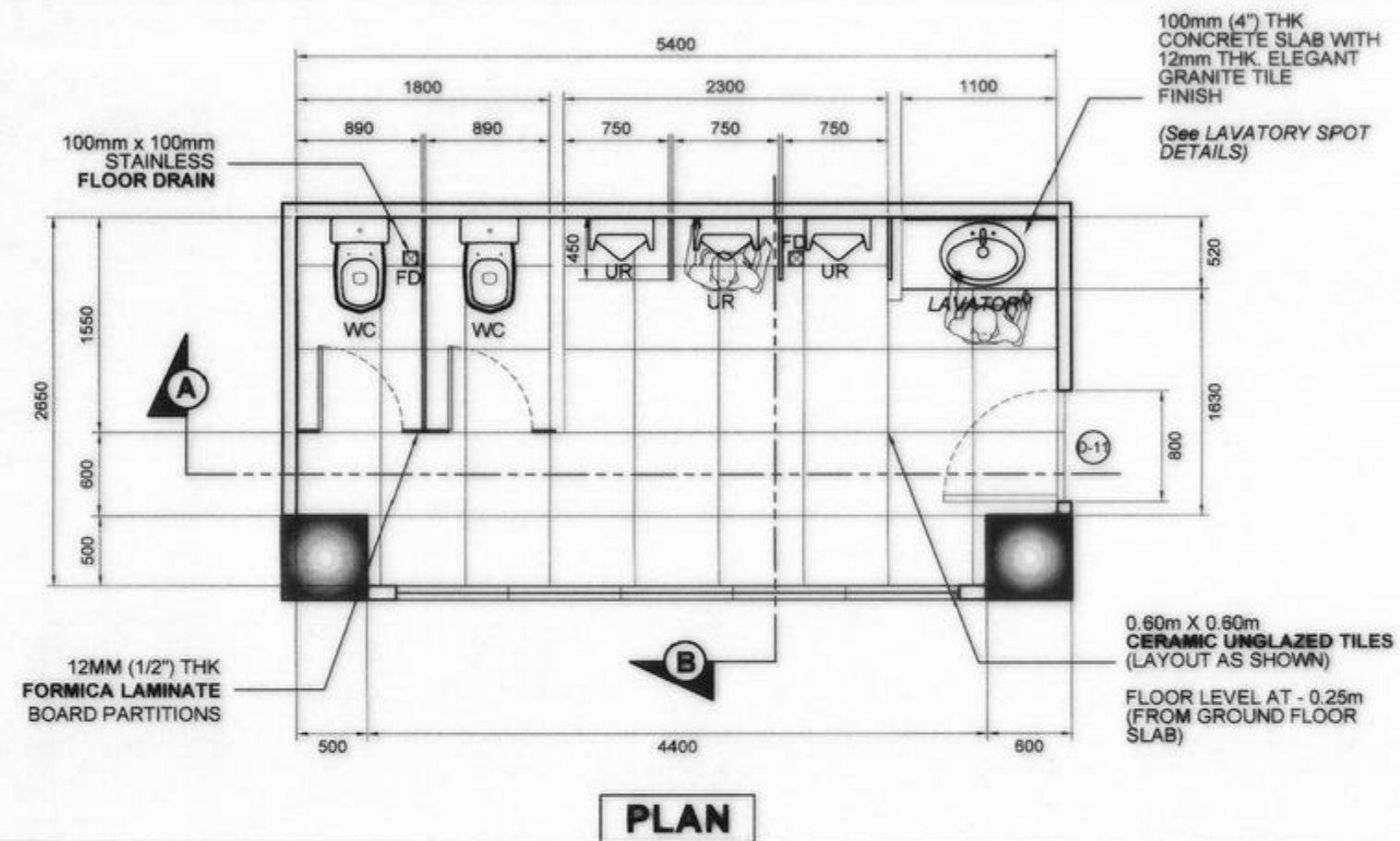
SUBMITTED:
 SATURNINO G. TORREFRANCA
 DISTRICT ENGINEER
 OIC - CHIEF, PLANNING & DESIGN DIVISION

RECOMMENDED:
 KHADAFFY D. TANGGOL
 ASSISTANT REGIONAL DIRECTOR

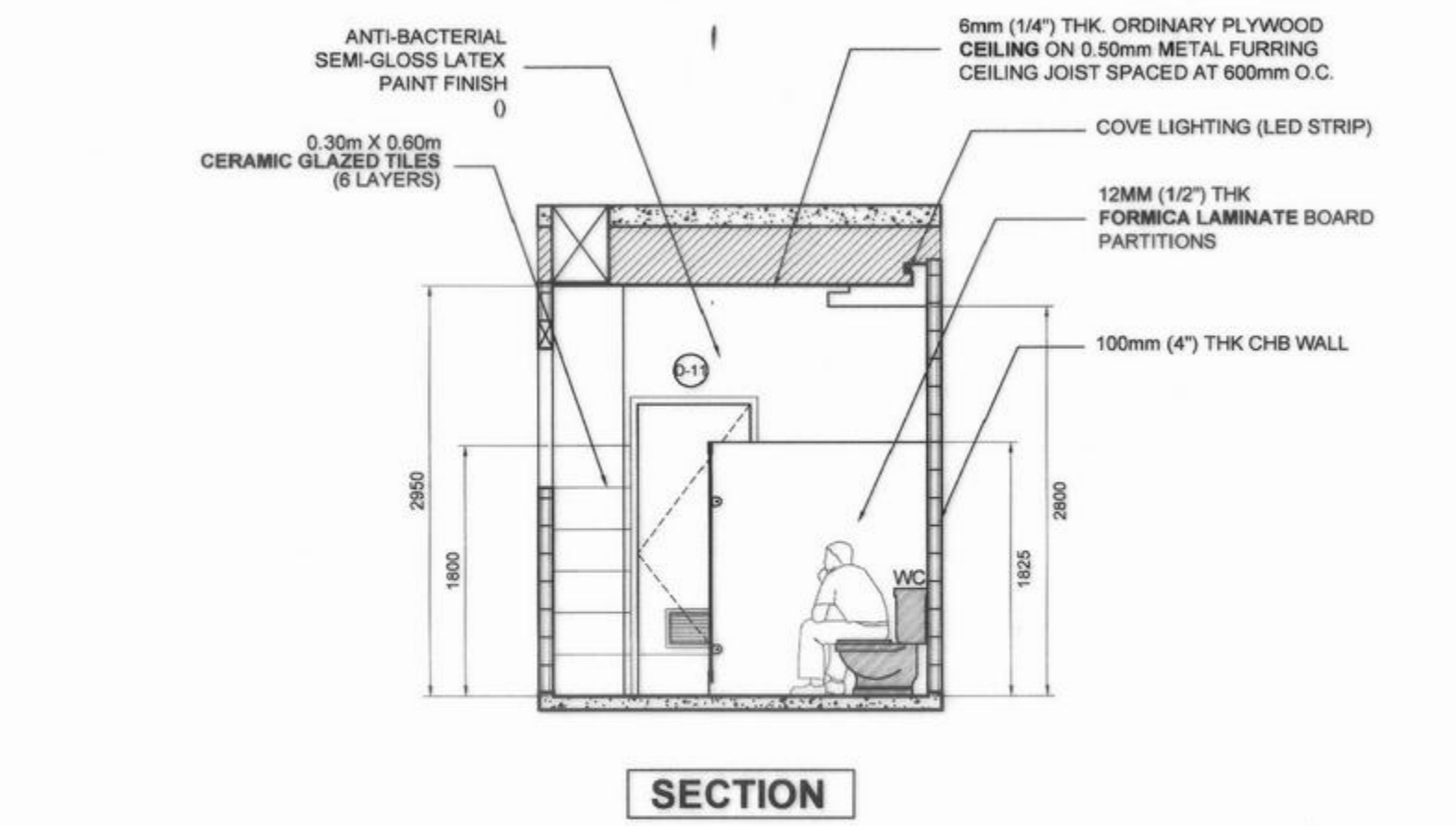
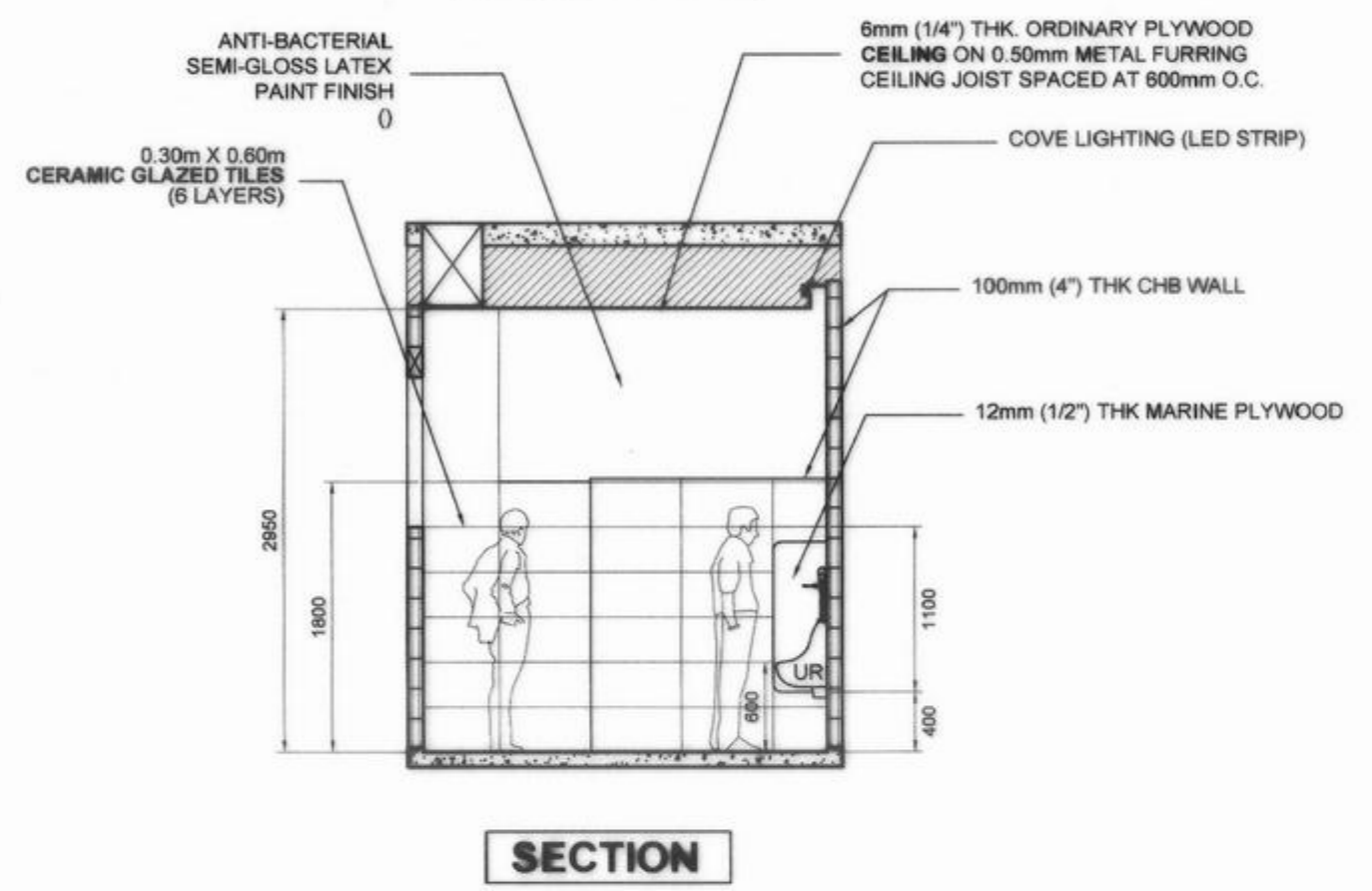
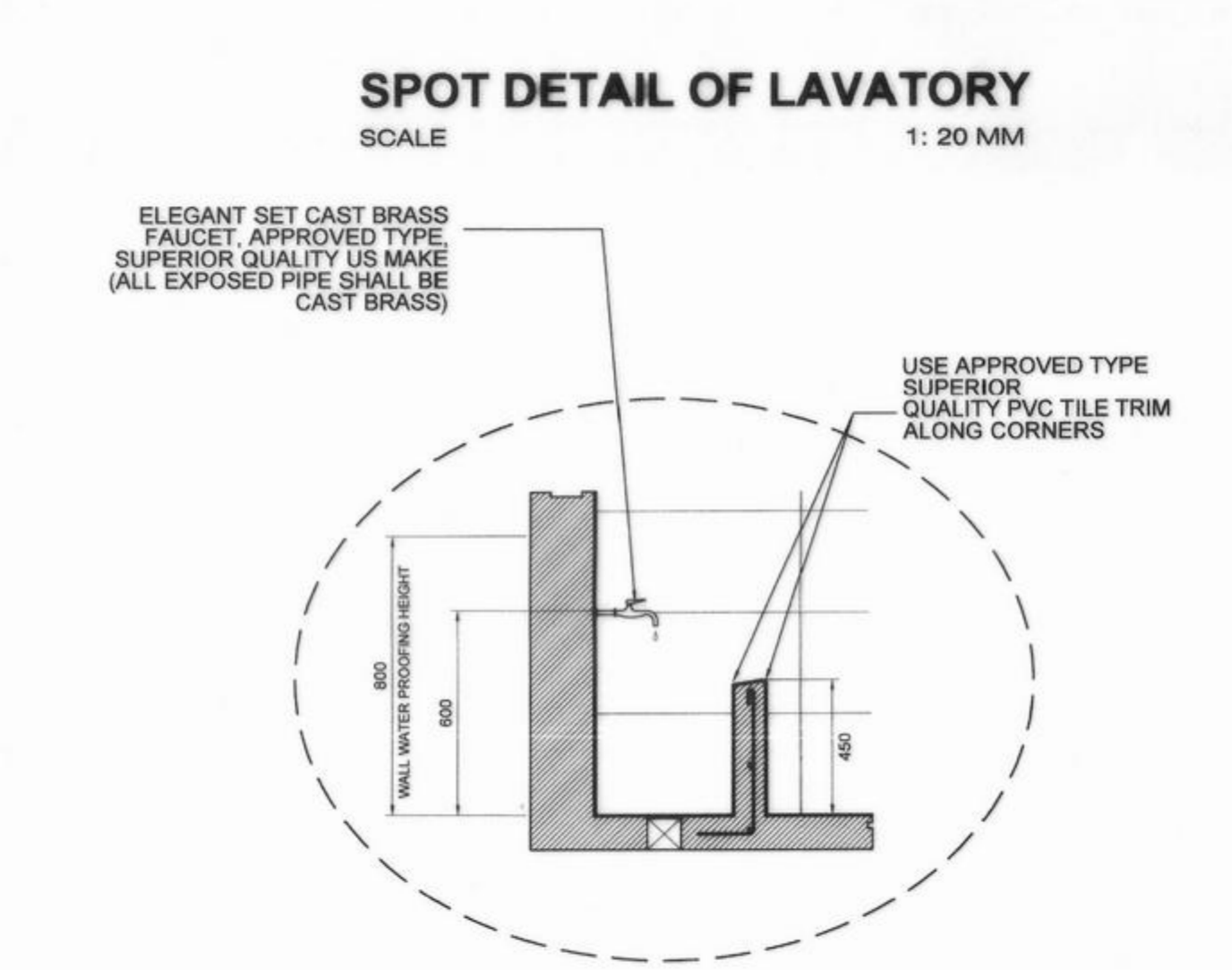
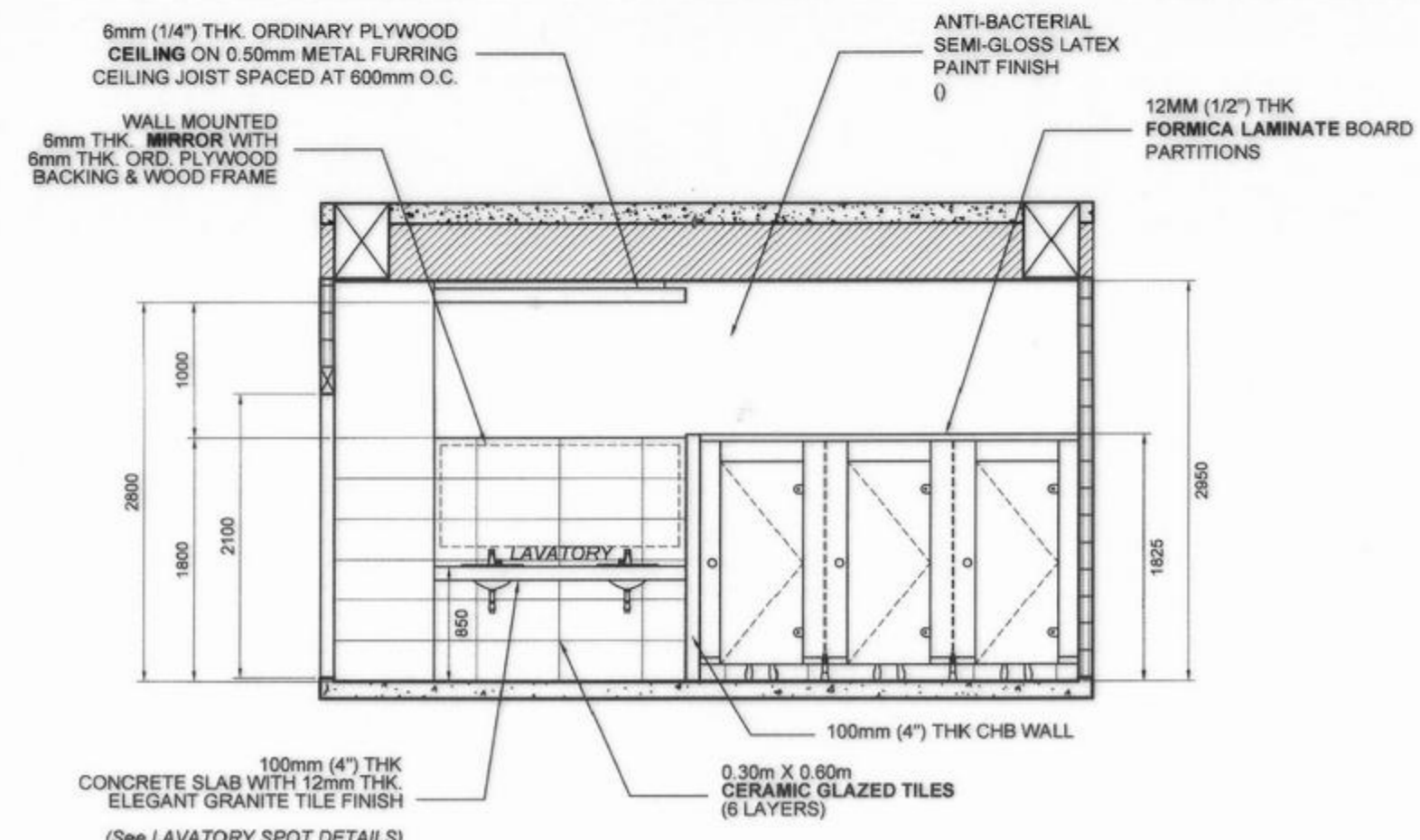
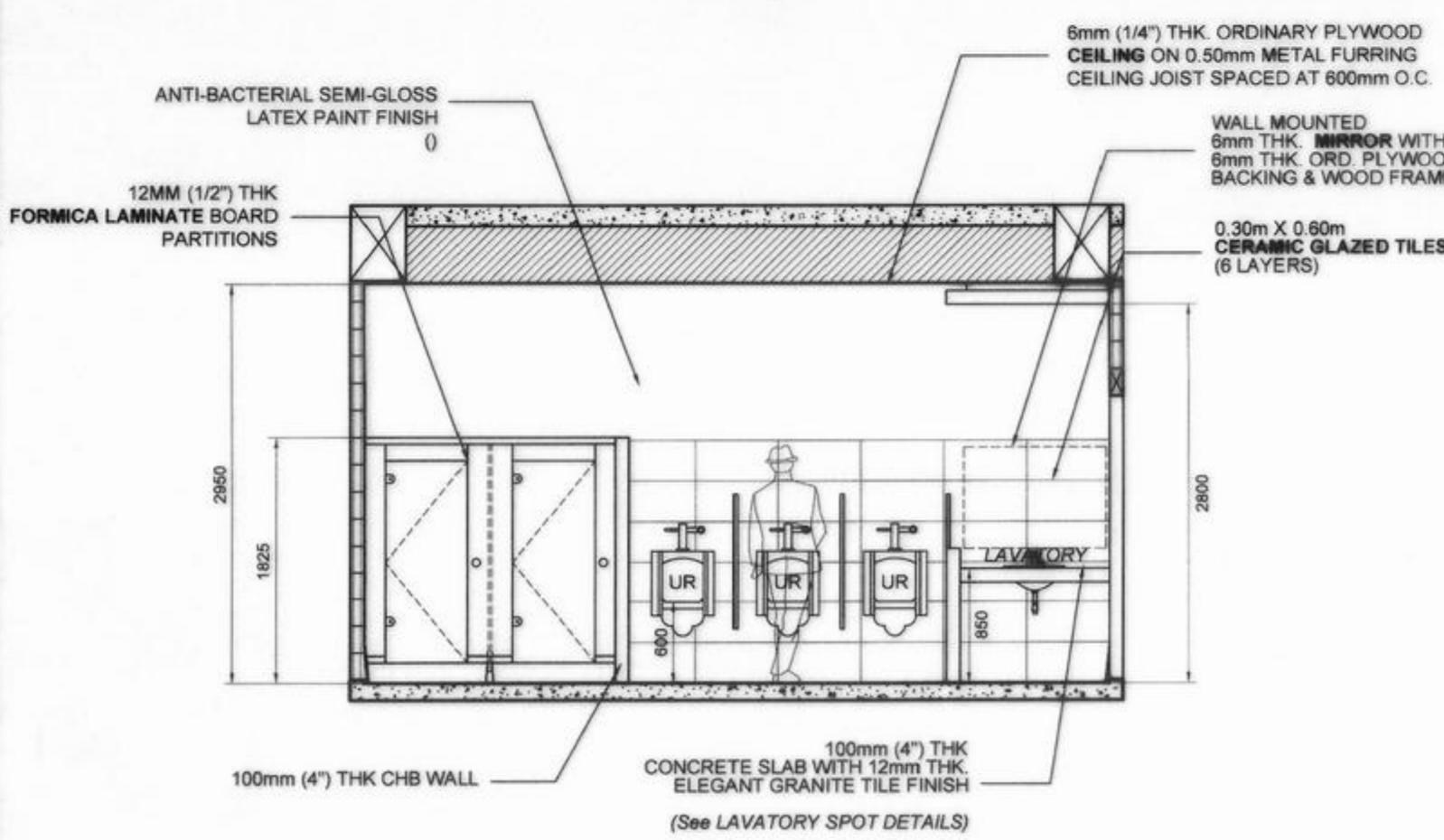
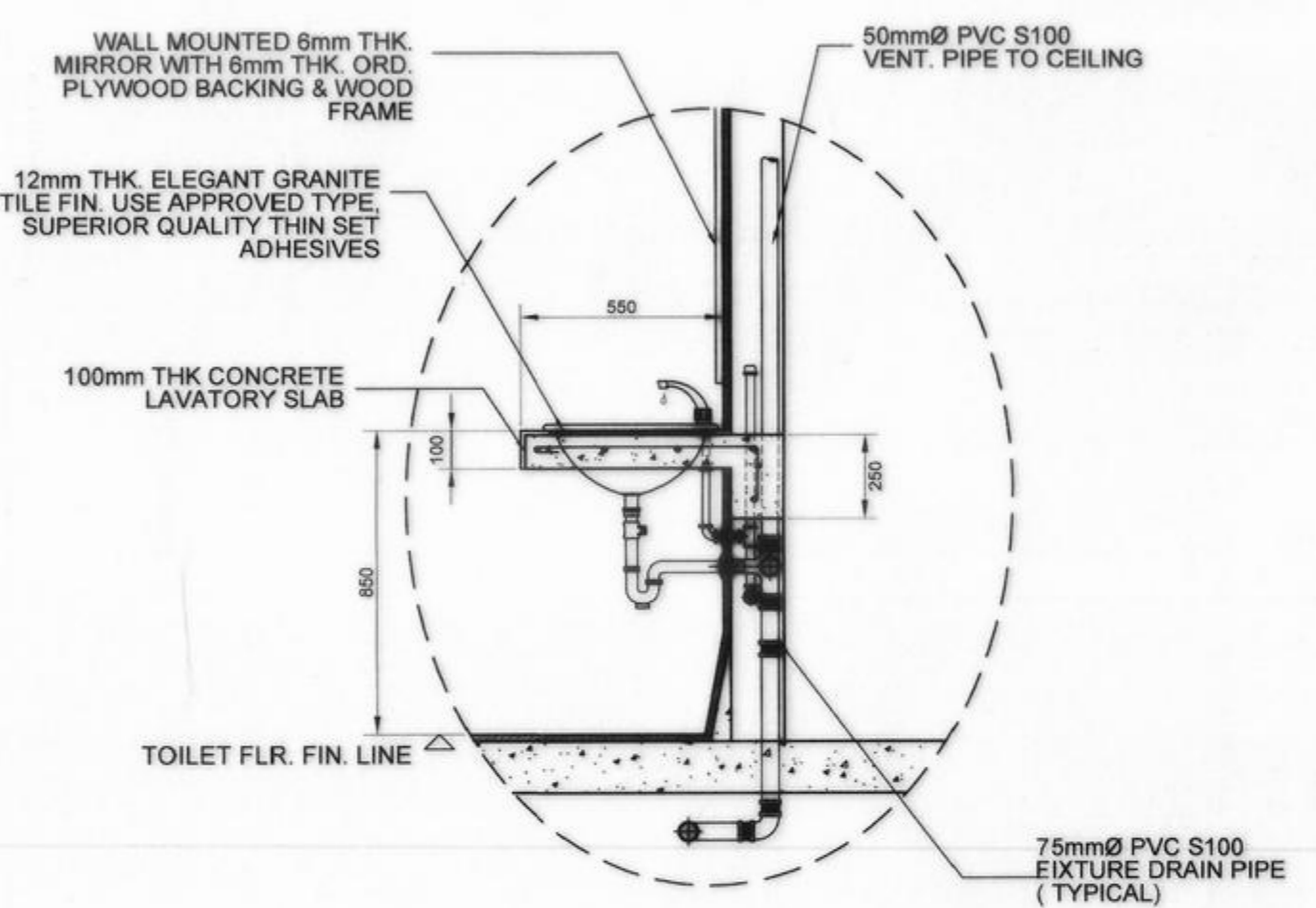
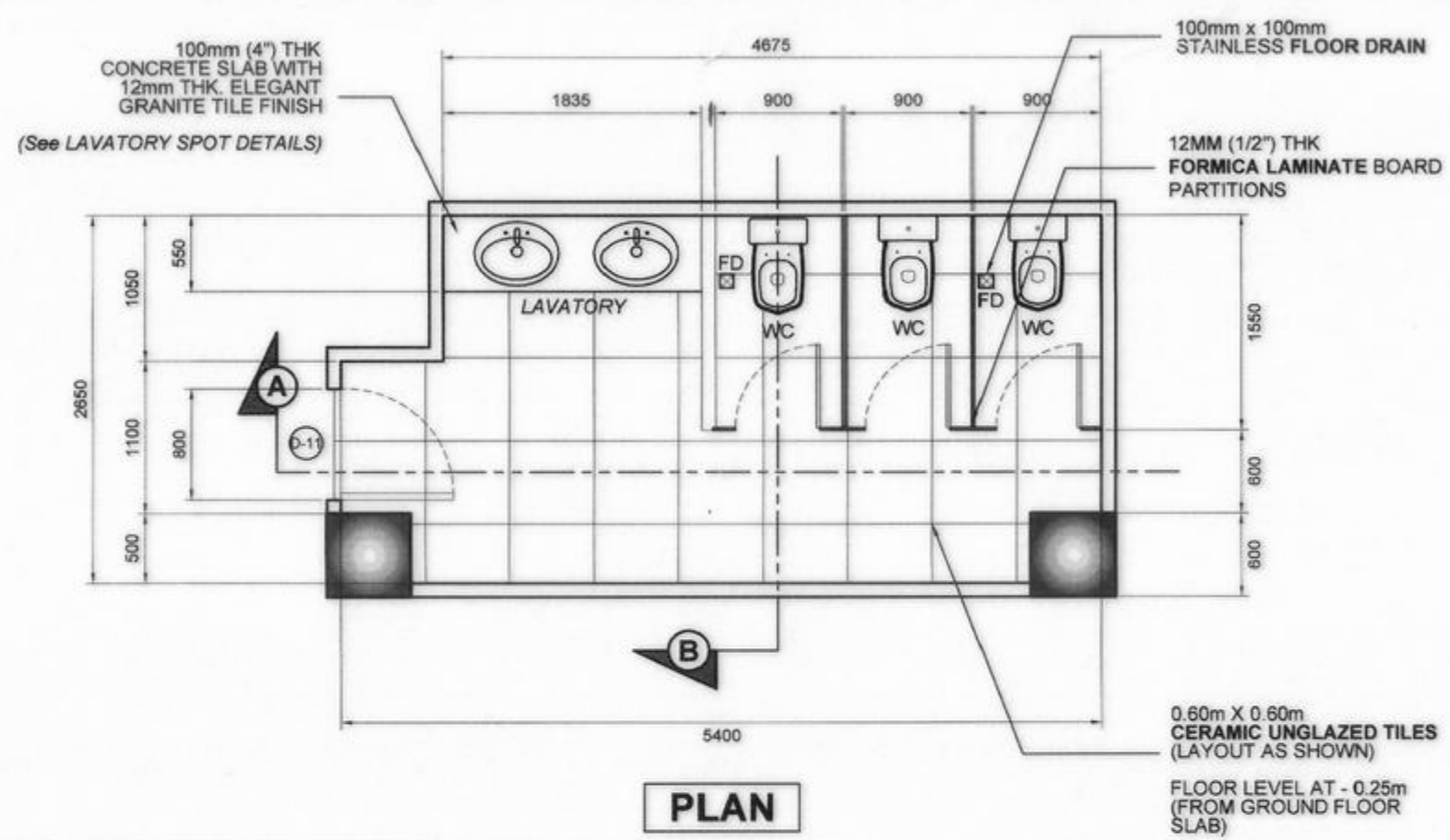
APPROVED:
 CAYAMOMBABO D. DIA, CESO IV
 REGIONAL DIRECTOR

SET NO. SHEET NO.

MEN'S RESTROOM
(3RD FLOOR)



WOMEN'S RESTROOM
(3RD FLOOR)



- NOTES:**
- WATER-PROOFING** : USE 2 (TWO) COMPONENT WATERTITE WATER-PROOFING. PIONEER OR APPROVED EQUAL
 1. WATERTITE 100 : INSTANT PLUG
 2. WATERTITE 101 : CAPILLARY WATER-PROOFING MEMBRANE (3 CROSS COATS)
 - FLOOR GROUT** : WATER-PROOFING CEMENT MORTAR
 - FLOOR FINISH** : 6mm THK x 600mm x 600mm CERAMIC FLOOR TILES (LAYOUT AS SHOWN ON DET. PLAN)
 - WALL TILE SETTING** : USE APPROVED TYPE, SUPERIOR QUALITY WALL TILE ADHESIVE, ABC OR APPROVED EQUAL
 - WALL FINISH** : 6mm THK x 600 x 300mm GLAZED CERAMIC WALL TILES (6 LAYERS)



REPUBLIC OF THE PHILIPPINES
COMMISSION ON AUDIT
REGIONAL OFFICE NO. IX
CABATANGAN, ZAMBOANGA CITY

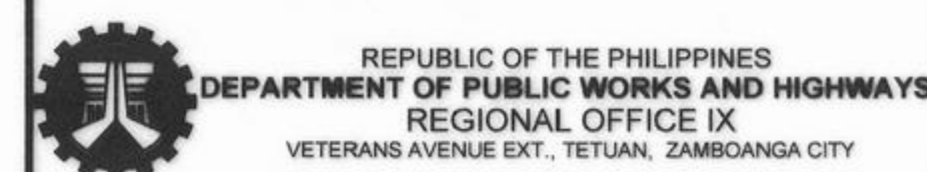
RECOMMENDING APPROVAL :

VISITACION Q. MENDOZA
DIRECTOR IV - REGIONAL DIRECTOR

AMELIA P. VALDEZ
DIRECTOR IV - GENERAL SERVICES OFFICE I

APPROVED (BY THE AUTHORITY OF THE CHAIRPERSON) :

LORNA D. CABOCHAN
ASSISTANT COMMISSIONER - ADMINISTRATION SECTOR



PROJECT & LOCATION:
**COA REGIONAL OFFICE NO. IX
TRAINING CENTER AND
DORMITORY BUILDING**
CABATANGAN, ZAMBOANGA CITY

SHEET CONTENT:
SCHEDULE OF TOILET & BATHS
SPOT DETAIL OF LAVATORY
SPOT DETAIL OF SLOPE SINK

DRAFTED:
JUDY ANN F. ALCEDO
ENGINEERING ASSISTANT (REG. ARCHITECT)

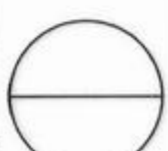
PREPARED:
NELLY S. MUHSIN
ARCHITECT III

REVIEWED:
PIO MARIO T. LACASTESANTOS
ENGINEER III
CHIEF, BRIDGE & OTHER PUBLIC WORKS DESIGN SECTION

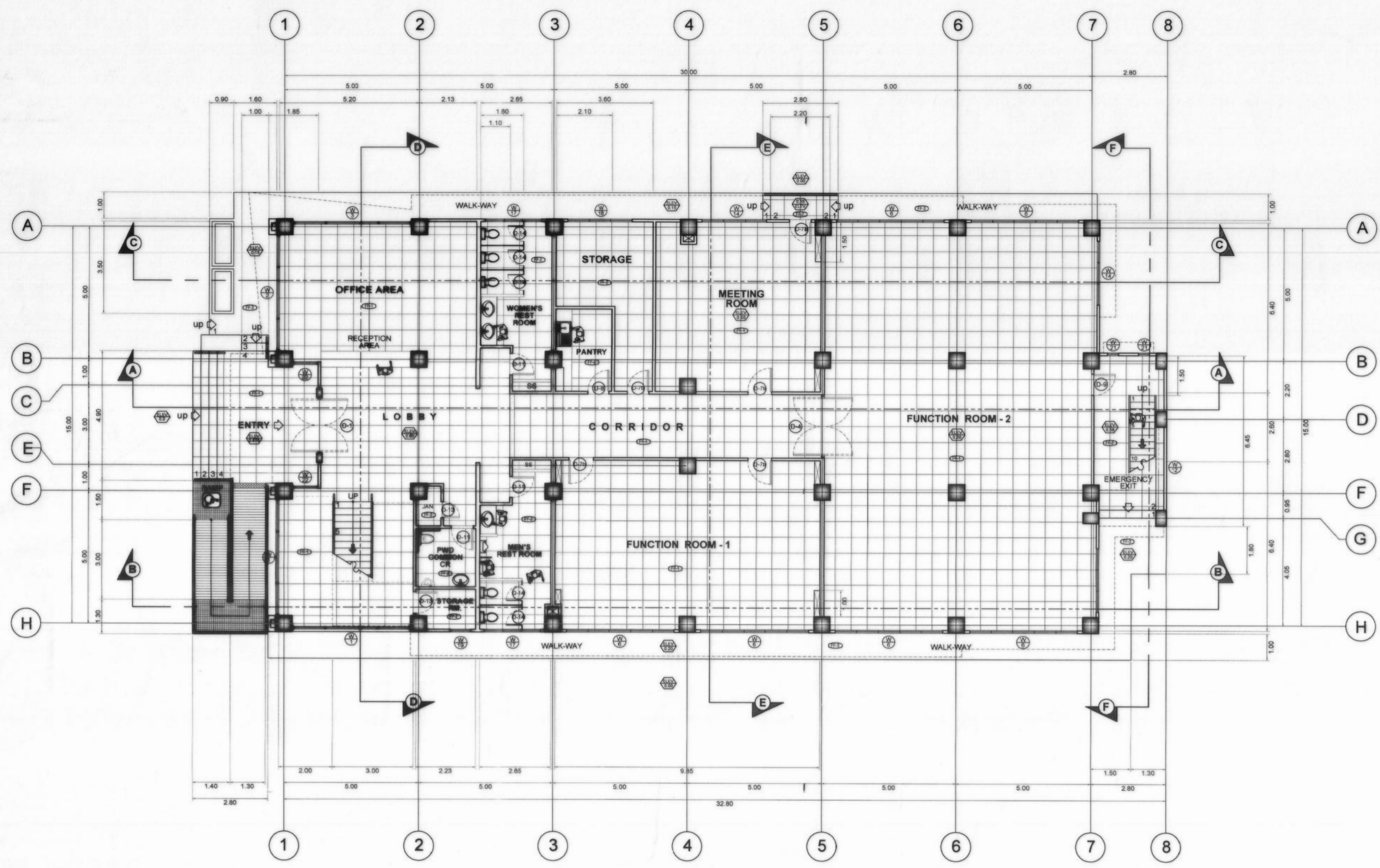
SUBMITTED:
SATURNINO C. TORREFRANCA
DISTRICT ENGINEER
OIC - CHIEF, PLANNING & DESIGN DIVISION

RECOMMENDED:
KHADAFFY D. JANGGOL
ASSISTANT REGIONAL DIRECTOR

APPROVED:
CAYAMOMBAO D. DIA, CESO IV
REGIONAL DIRECTOR

SET NO. 

SHEET NO. **A - 15**
15 68








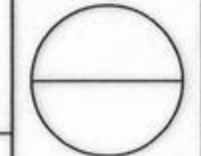
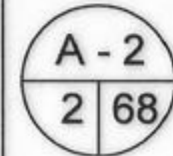


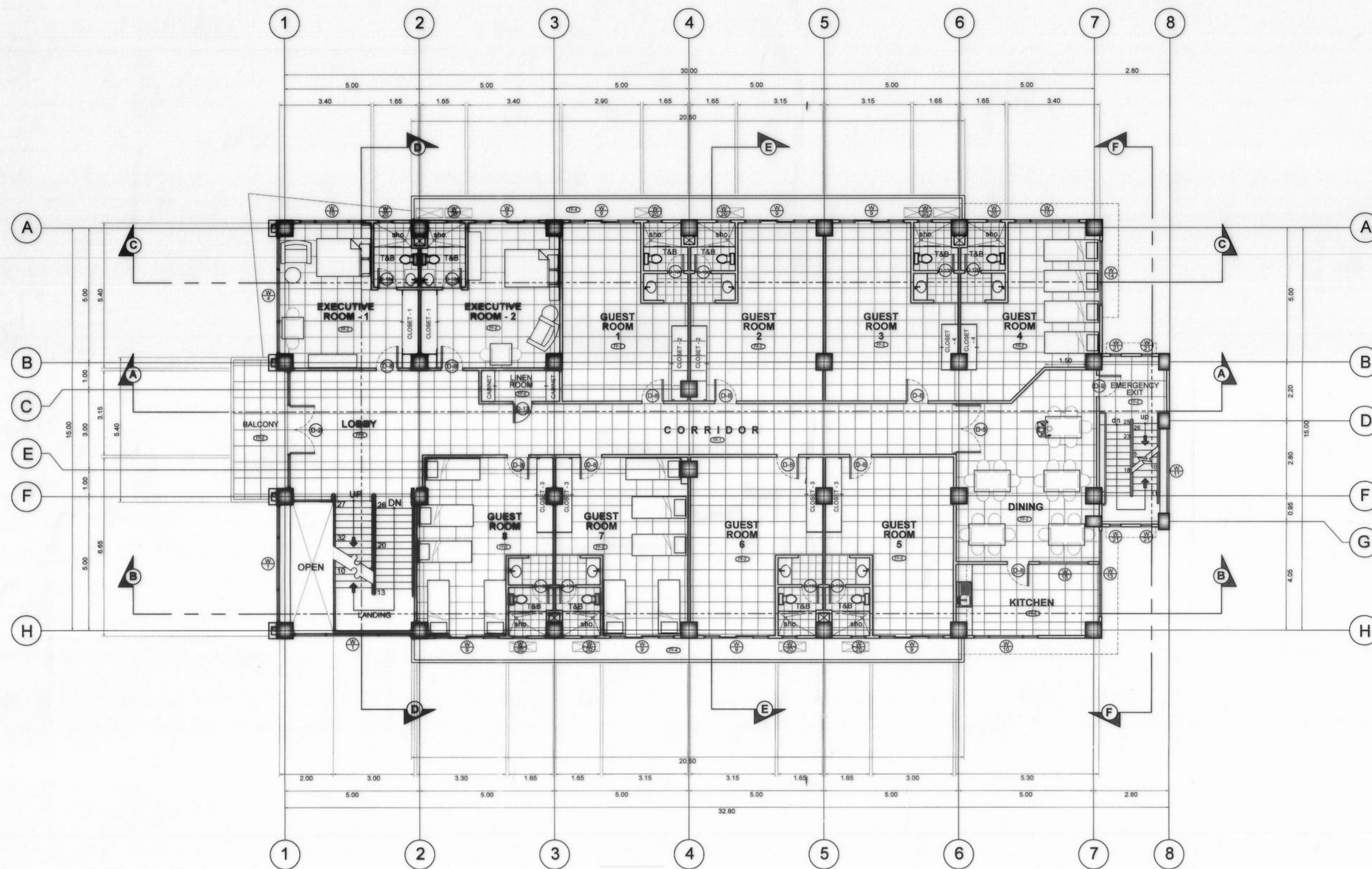
GROUND FLOOR PLAN
SCALE 1:100 M

FLOOR FINISH SCHEDULE	
	DESCRIPTION
FF-1	0.60m X 0.60m GRANITE TILES (LAYOUT AS SHOWN)
FF-2	0.60m X 0.60m UNGLAZED CERAMIC TILES (LAYOUT AS SHOWN)
FF-3	PLAIN CEMENT FLOOR FINISH

NOTES:

- ALL WORKS DESCRIBED HEREIN SHALL BE EXECUTED IN ACCORDANCE TO THE LATEST PROVISION OF THE NATIONAL BUILDING CODE AND APPLICABLE LAWS, ORDINANCES, RULES AND REGULATIONS.
- ALL CONSTRUCTION, INSTALLATION, FINISHING AND ROUGH-IN PREPARATION WORKS SHALL BE EXECUTED UNDER THE DIRECT SUPERVISION OF A QUALIFIED LICENSED ARCHITECT/ENGINEER.
- ALL FINISHING MATERIALS SPECIFIED HEREIN SHALL BE OF APPROVED TYPE SUPERIOR QUALITY ELEGANT TYPE AND SHALL BE PRE-APPROVED PRIOR TO INSTALLATION, CONTRACTOR SHALL SUBMIT SAMPLES FOR ARCHITECT'S APPROVAL.
- CONTRACTOR SHALL SUBMIT SHOP DRAWINGS AND TECHNICAL PRODUCT BROCHURES FOR ALL SPECIALTY INSTALLATIONS DESCRIBED HEREIN AS MAY BE REQUIRED BY THE DESIGNING ARCHITECT AND / OR THE CITY ENGINEER.

 REPUBLIC OF THE PHILIPPINES COMMISSION ON AUDIT REGIONAL OFFICE NO. IX CABATANGAN, ZAMBOANGA CITY	RECOMMENDING APPROVAL : VISITACION Q. MENDOZA DIRECTOR IV - REGIONAL DIRECTOR	APPROVED (BY THE AUTHORITY OF THE CHAIRPERSON): AMELIA P. VALDEZ DIRECTOR IV - GENERAL SERVICES OFFICE	LORNA D. CABOCHAN ASSISTANT COMMISSIONER - ADMINISTRATION SECTOR						
 REPUBLIC OF THE PHILIPPINES DEPARTMENT OF PUBLIC WORKS AND HIGHWAYS REGIONAL OFFICE IX VETERANS AVENUE EXT., TETUAN, ZAMBOANGA CITY	PROJECT & LOCATION: COA REGIONAL OFFICE NO. IX TRAINING CENTER AND DORMITORY BUILDING CABATANGAN, ZAMBOANGA CITY	SHEET CONTENT: GROUND FLOOR PLAN	DRAFTED:  JUDY ANN ALCEDO ENGINEERING ASSISTANT (REG. ARCHITECT)	REVIEWED:  PIO MARIO T. LACASTESANTOS ENGINEER III CHIEF, BRIDGE & OTHER PUBLIC WORKS DESIGN SECTION	SUBMITTED:  SATURNINO C. TORREFRANCA DISTRICT ENGINEER OIC - CHIEF, PLANNING & DESIGN DIVISION	RECOMMENDED:  KHADAFFY D. TANGGOL ASSISTANT REGIONAL DIRECTOR	APPROVED:  CAYAMOMBAO D. DIA, CESOS IV REGIONAL DIRECTOR	SET NO. 	SHEET NO.: 








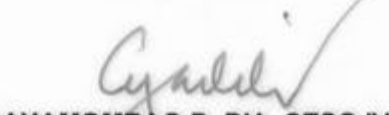

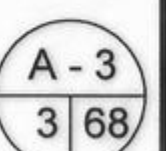


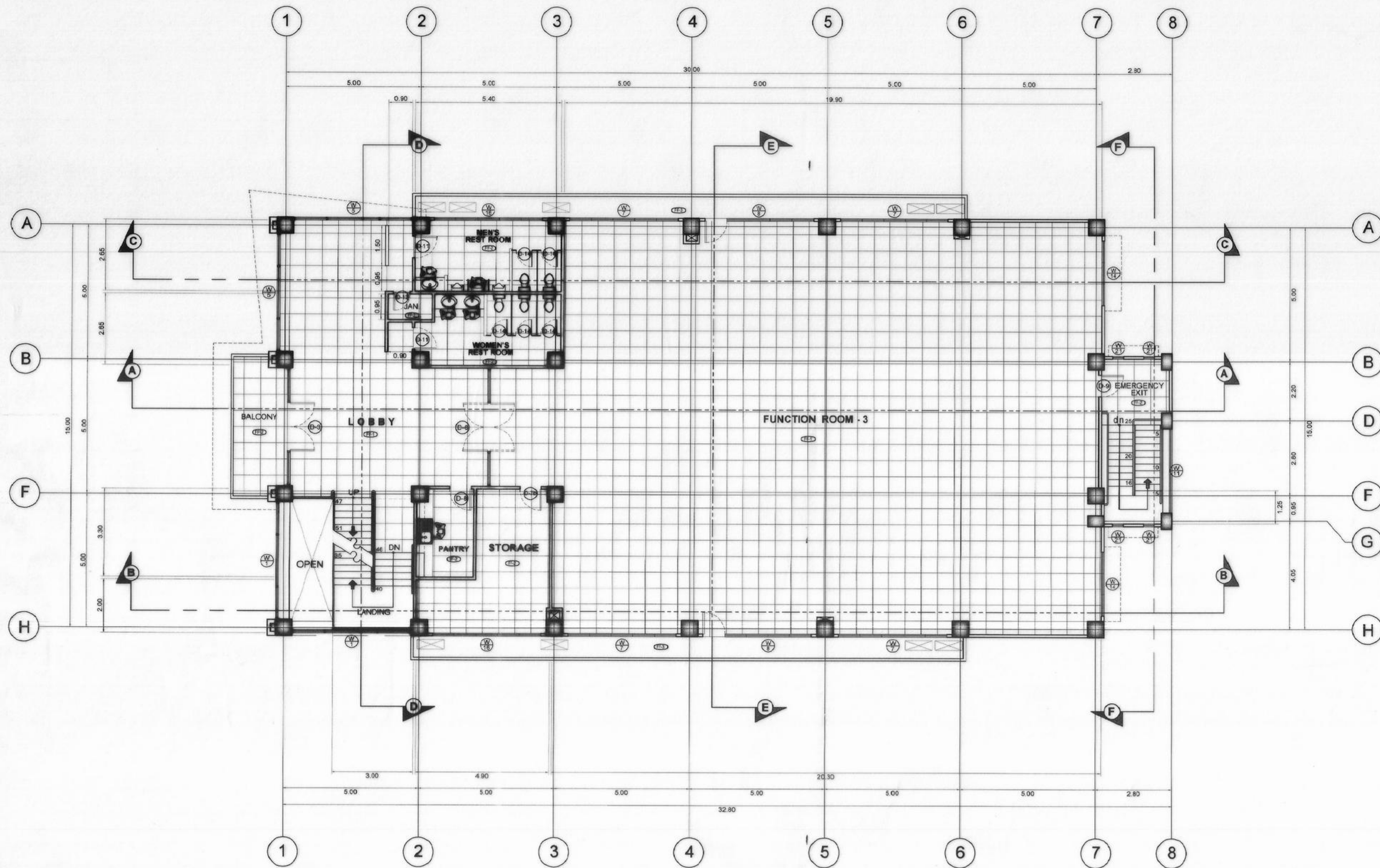
SECOND FLOOR PLAN
SCALE 1:100 M

FLOOR FINISH SCHEDULE	
	DESCRIPTION
FF-1	0.60m X 0.60m GRANITE TILES (LAYOUT AS SHOWN)
FF-2	0.60m X 0.60m UNGLAZED CERAMIC TILES (LAYOUT AS SHOWN)
FF-3	0.30m X 0.30m UNGLAZED CERAMIC TILES (LAYOUT AS SHOWN)
FF-4	PLAIN CEMENT FLOOR FINISH

NOTES:

- ALL WORKS DESCRIBED HEREIN SHALL BE EXECUTED IN ACCORDANCE TO THE LATEST PROVISION OF THE NATIONAL BUILDING CODE AND APPLICABLE LAWS, ORDINANCES, RULES AND REGULATIONS.
- ALL CONSTRUCTION, RENOVATION, INSTALLATION FINISHING AND ROUGH-IN PREPARATION WORKS SHALL BE EXECUTED UNDER THE DIRECT SUPERVISION OF A QUALIFIED LICENSED ARCHITECT/ENGINEER.
- ALL FINISHING MATERIALS SPECIFIED HERE-IN SHALL BE OF APPROVED TYPE SUPERIOR QUALITY ELEGANT TYPE AND SHALL BE PRE-APPROVED PRIOR TO INSTALLATION. CONTRACTOR SHALL SUBMIT SAMPLES FOR ARCHITECT'S APPROVAL.
- CONTRACTOR SHALL SUBMIT SHOP DRAWINGS AND TECHNICAL PRODUCT BROCHURES FOR ALL SPECIALTY INSTALLATIONS DESCRIBED HERE-IN AS MAY BE REQUIRED BY THE DESIGNING ARCHITECT AND / OR THE CITY ENGINEER.

 REPUBLIC OF THE PHILIPPINES COMMISSION ON AUDIT REGIONAL OFFICE NO. IX CABATANGAN, ZAMBOANGA CITY	RECOMMENDING APPROVAL : VISITACION Q. MENDOZA DIRECTOR IV - REGIONAL DIRECTOR	APPROVED (BY THE AUTHORITY OF THE CHAIRPERSON): AMELIA P. VALDEZ DIRECTOR IV - GENERAL SERVICES OFFICE
 REPUBLIC OF THE PHILIPPINES DEPARTMENT OF PUBLIC WORKS AND HIGHWAYS REGIONAL OFFICE IX VETERANS AVENUE EXT., TETUAN, ZAMBOANGA CITY	PROJECT & LOCATION: COA REGIONAL OFFICE NO. IX TRAINING CENTER AND DORMITORY BUILDING CABATANGAN, ZAMBOANGA CITY	SHEET CONTENT: SECOND FLOOR PLAN
DRAFTED:  JUDY ANN P. ALCEDO ENGINEERING ASSISTANT (REG. ARCHITECT)	REVIEWED:  PIO MARIO T. LACASTESANTOS ENGINEER III CHIEF, BRIDGE & OTHER PUBLIC WORKS DESIGN SECTION	SUBMITTED:  SATURNINO C. TORREPRANCA DISTRICT ENGINEER OIC - CHIEF, PLANNING & DESIGN DIVISION
PREPARED:  NELLY S. NUHSIN ARCHITECT III	RECOMMENDED:  KHADAFFY P. TANGGOL ASSISTANT REGIONAL DIRECTOR	APPROVED:  CAYAMOMBAO D. DIA, CESO IV REGIONAL DIRECTOR
	SET NO. 	SHEET NO.: 







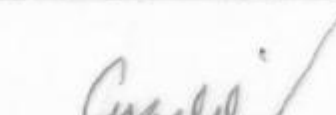
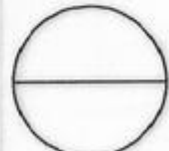



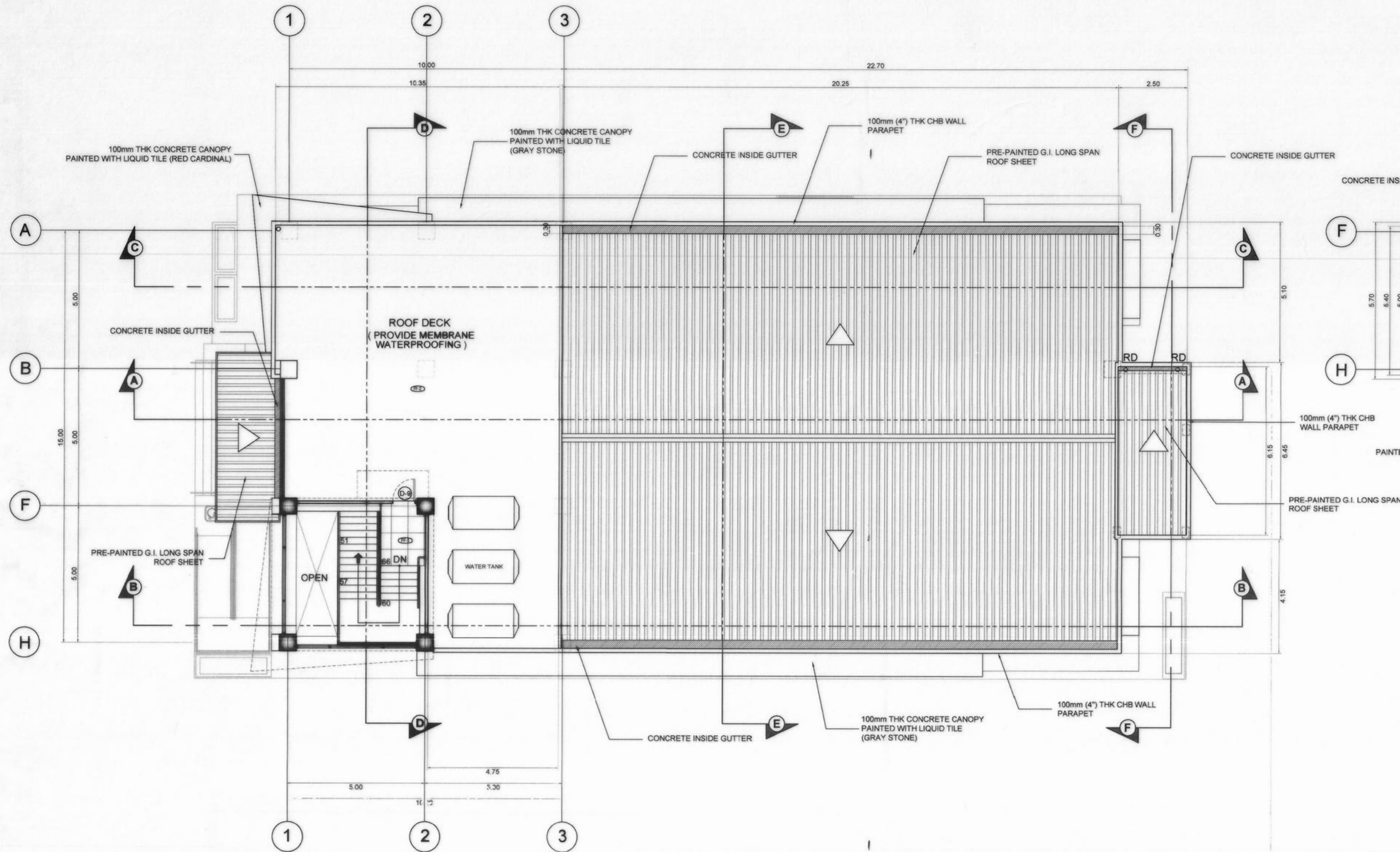
THIRD FLOOR PLAN
SCALE 1:100 M

FLOOR FINISH SCHEDULE	
	DESCRIPTION
FF-1	0.60m X 0.60m GRANITE TILES (LAYOUT AS SHOWN)
FF-2	0.60m X 0.60m UNGLAZED CERAMIC TILES (LAYOUT AS SHOWN)
FF-3	PLAIN CEMENT FLOOR FINISH

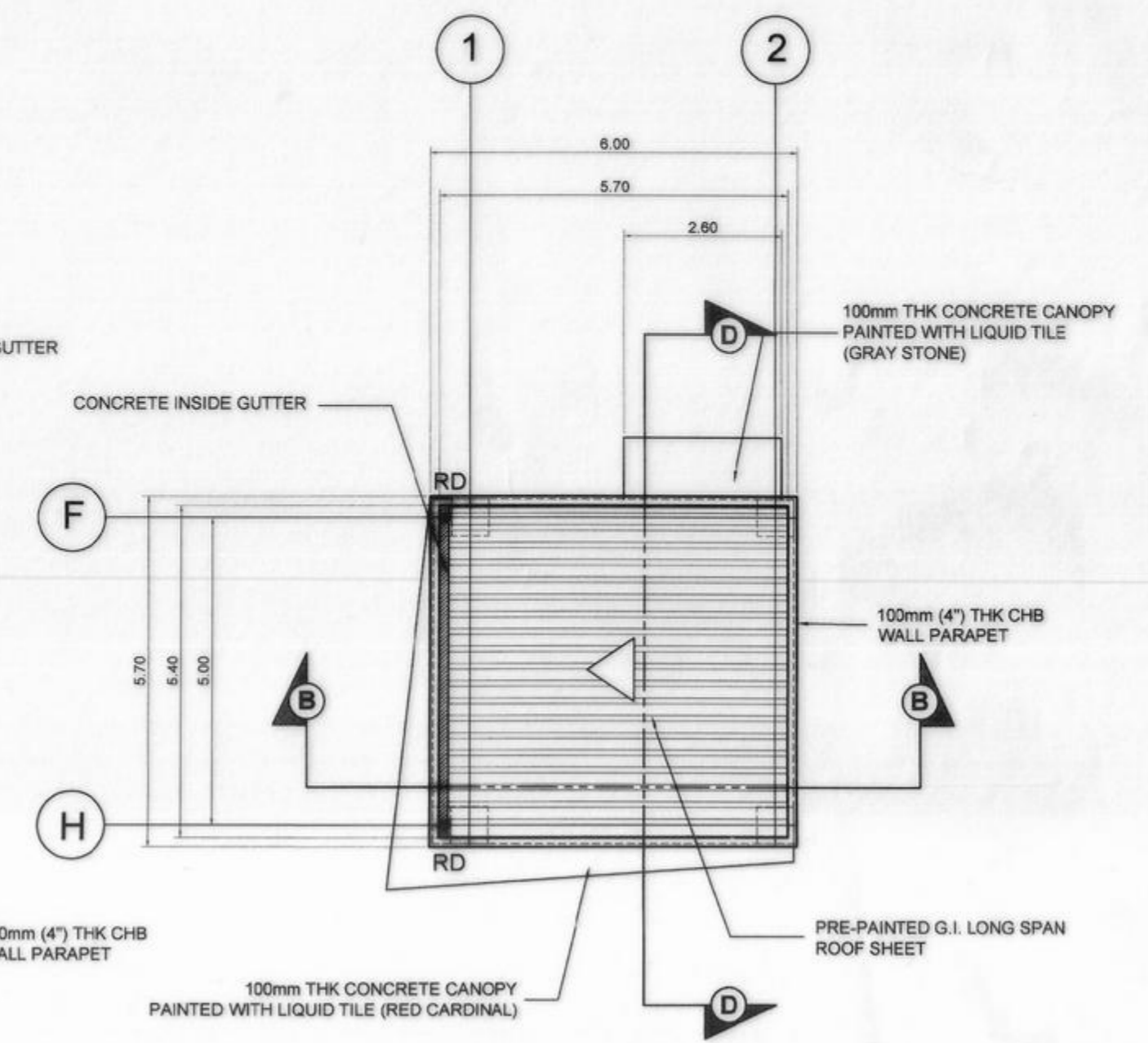
NOTES:

- ALL WORKS DESCRIBED HEREIN SHALL BE EXECUTED IN ACCORDANCE TO THE LATEST PROVISION OF THE NATIONAL BUILDING CODE AND APPLICABLE LAWS, ORDINANCES, RULES AND REGULATIONS.
- ALL CONSTRUCTION, RENOVATION, INSTALLATION FINISHING AND ROUGH-IN PREPARATION WORKS SHALL BE EXECUTED UNDER THE DIRECT SUPERVISION OF A QUALIFIED LICENSED ARCHITECT/ENGINEER.
- ALL FINISHING MATERIALS SPECIFIED HERE-IN SHALL BE OF APPROVED TYPE SUPERIOR QUALITY ELEGANT TYPE AND SHALL BE PRE-APPROVED PRIOR TO INSTALLATION, CONTRACTOR SHALL SUBMIT SAMPLES FOR ARCHITECT'S APPROVAL.
- CONTRACTOR SHALL SUBMIT SHOP DRAWINGS AND TECHNICAL PRODUCT BROCHURES FOR ALL SPECIALTY INSTALLATIONS DESCRIBED HERE-IN AS MAY BE REQUIRED BY THE DESIGNING ARCHITECT AND / OR THE CITY ENGINEER.

 REPUBLIC OF THE PHILIPPINES COMMISSION ON AUDIT REGIONAL OFFICE NO. IX CABATANGAN, ZAMBOANGA CITY	RECOMMENDING APPROVAL : VISITACION Q. MENDOZA DIRECTOR IV - REGIONAL DIRECTOR	APPROVED (BY THE AUTHORITY OF THE CHAIRPERSON): AMELIA P. VALDEZ DIRECTOR IV - GENERAL SERVICES OFFICE	LORNA D. CABOCHAN ASSISTANT COMMISSIONER - ADMINISTRATION SECTOR						
 REPUBLIC OF THE PHILIPPINES DEPARTMENT OF PUBLIC WORKS AND HIGHWAYS REGIONAL OFFICE IX VETERANS AVENUE EXT., TETUAN, ZAMBOANGA CITY	PROJECT & LOCATION: COA REGIONAL OFFICE NO. IX TRAINING CENTER AND DORMITORY BUILDING CABATANGAN, ZAMBOANGA CITY	SHEET CONTENT: THIRD FLOOR PLAN	DRAFTED:  JUDY ANN F. ALCEDO DRAWING ASSISTANT (REG. ARCHITECT)	REVIEWED:  PIO MARIO T. LACASTESANTOS ENGINEER III	SUBMITTED:  SATURNINO C. TORREFRANCA DISTRICT ENGINEER	RECOMMENDED:  KHADAFFY D. PANGGOL ASSISTANT REGIONAL DIRECTOR	APPROVED:  CAYAMOMBAO D. DIA, CESO IV REGIONAL DIRECTOR	SET NO. 	SHEET NO.: 



ROOF DECK FLOOR PLAN
SCALE 1:100 M




ROOF PLAN
SCALE 1:100 M

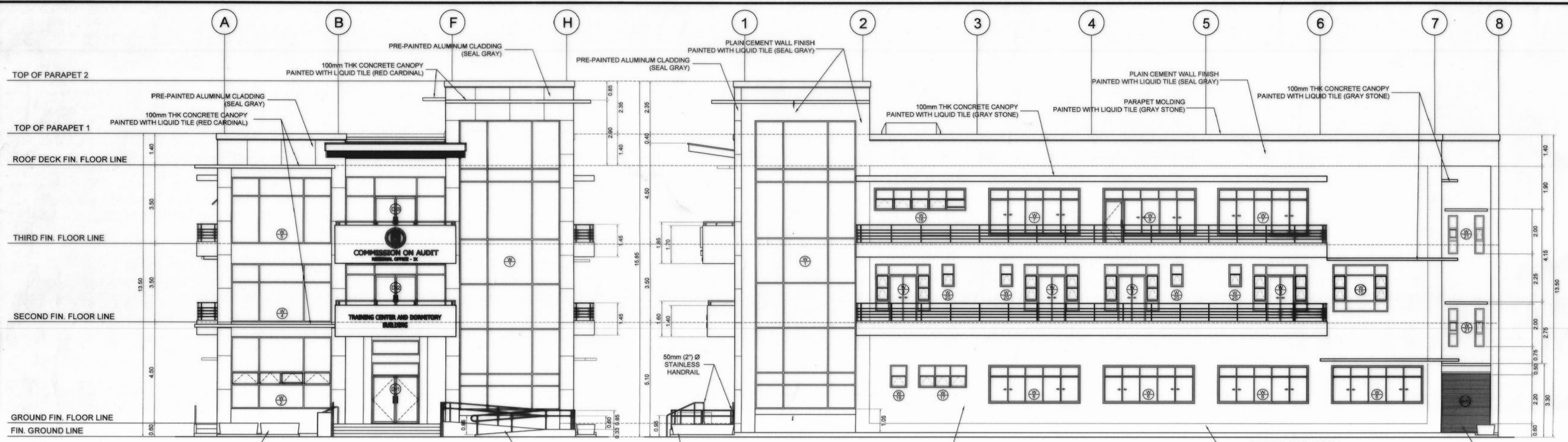
FLOOR FINISH SCHEDULE	
	DESCRIPTION
FF-1	0.60m X 0.60m UNGLAZED CERAMIC TILES (LAYOUT AS SHOWN)
FF-2	PLAIN CEMENT FLOOR FINISH WITH WATERPROOFING MEMBRANE

NOTES:

- ALL WORKS DESCRIBED HEREIN SHALL BE EXECUTED IN ACCORDANCE TO THE LATEST PROVISION OF THE NATIONAL BUILDING CODE AND APPLICABLE LAWS, ORDINANCES, RULES AND REGULATIONS.
- ALL CONSTRUCTION, RENOVATION, INSTALLATION FINISHING AND ROUGH-IN PREPARATION WORKS SHALL BE EXECUTED UNDER THE DIRECT SUPERVISION OF A QUALIFIED LICENSED ARCHITECT/ENGINEER.
- ALL FINISHING MATERIALS SPECIFIED HEREIN SHALL BE OF APPROVED TYPE SUPERIOR QUALITY ELEGANT TYPE AND SHALL BE PRE-APPROVED PRIOR TO INSTALLATION, CONTRACTOR SHALL SUBMIT SAMPLES FOR ARCHITECT'S APPROVAL.
- CONTRACTOR SHALL SUBMIT SHOP DRAWINGS AND TECHNICAL PRODUCT BROCHURES FOR ALL SPECIALTY INSTALLATIONS DESCRIBED HEREIN AS MAY BE REQUIRED BY THE DESIGNING ARCHITECT AND / OR THE CITY ENGINEER.

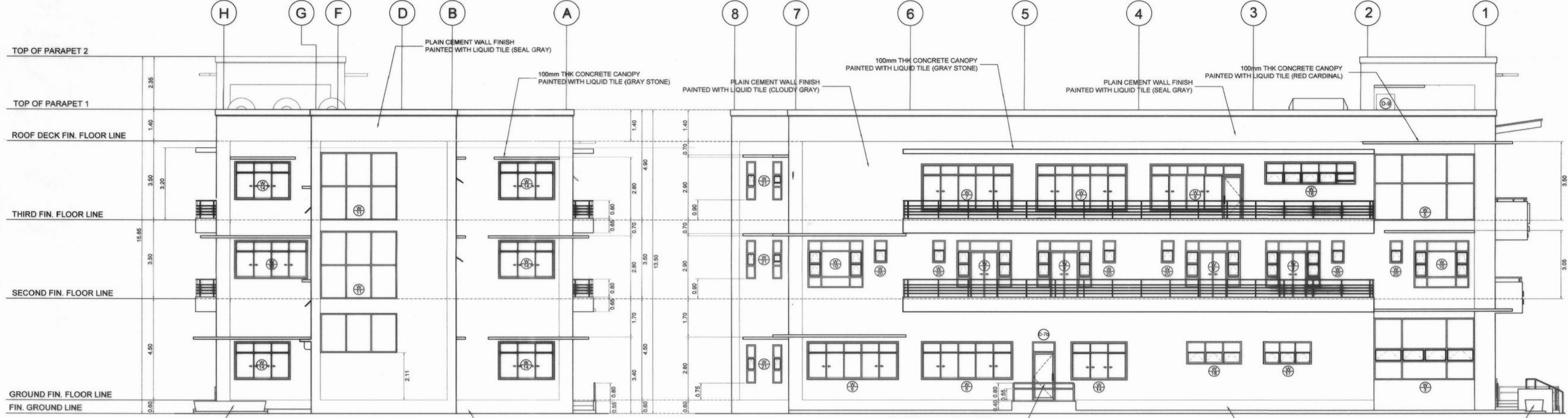
 <p>REPUBLIC OF THE PHILIPPINES COMMISSION ON AUDIT REGIONAL OFFICE NO. IX CABATANGAN, ZAMBOANGA CITY</p>	<p>RECOMMENDING APPROVAL :</p> <p>VISITACION Q. MENDOZA DIRECTOR IV - REGIONAL DIRECTOR</p>	<p>APPROVED (BY THE AUTHORITY OF THE CHAIRPERSON) :</p> <p>AMELIA P. VALDEZ DIRECTOR IV - GENERAL SERVICES OFFICE</p> <p>LORNA D. CABOCHAN ASSISTANT COMMISSIONER - ADMINISTRATION SECTOR</p>
---	--	---

 <p>REPUBLIC OF THE PHILIPPINES DEPARTMENT OF PUBLIC WORKS AND HIGHWAYS REGIONAL OFFICE IX VETERANS AVENUE EXT., TETUAN, ZAMBOANGA CITY</p>	<p>PROJECT & LOCATION:</p> <p>COA REGIONAL OFFICE NO. IX TRAINING CENTER AND DORMITORY BUILDING CABATANGAN, ZAMBOANGA CITY</p>	<p>SHEET CONTENT:</p> <p>ROOF DECK FLOOR PLAN ROOF PLAN</p>	<p>DRAFTED:</p> <p>JUDY ANN F. ALCEDO ENGINEER ASSISTANT (REG. ARCHITECT)</p> <p>PREPARED:</p> <p>NELLY S. MUHSIN ARCHITECT II</p>	<p>REVIEWED:</p> <p>PIO MARIO T. LACASTESANTOS ENGINEER III CHIEF, BRIDGE & OTHER PUBLIC WORKS DESIGN SECTION</p>	<p>SUBMITTED:</p> <p>SATURNINO C. TORREFRANCA DISTRICT ENGINEER OIC - CHIEF, PLANNING & DESIGN DIVISION</p>	<p>RECOMMENDED:</p> <p>KHADAFFY D. TANGGOL ASSISTANT REGIONAL DIRECTOR</p>	<p>APPROVED:</p> <p>CAYAMOMBAO D. DIA, CESO IV REGIONAL DIRECTOR</p>	<p>SET NO.</p> <p>○</p>	<p>SHEET NO.:</p> <p>○ A - 5 5 68</p>
--	---	---	--	--	--	---	---	-------------------------	---



FRONT ELEVATION
SCALE 1:100 M

RIGHT SIDE ELEVATION
SCALE 1:100 M



REAR ELEVATION
SCALE 1:100 M

LEFT SIDE ELEVATION
SCALE 1:100 M

<p>REPUBLIC OF THE PHILIPPINES COMMISSION ON AUDIT REGIONAL OFFICE NO. IX CABATANGAN, ZAMBOANGA CITY</p>	RECOMMENDING APPROVAL :		APPROVED (BY THE AUTHORITY OF THE CHAIRPERSON):						
	<p>VISITACION Q. MENDOZA DIRECTOR IV - REGIONAL DIRECTOR</p>		<p>AMELIA P. VALDEZ DIRECTOR IV - GENERAL SERVICES OFFICE</p>						
<p>REPUBLIC OF THE PHILIPPINES DEPARTMENT OF PUBLIC WORKS AND HIGHWAYS REGIONAL OFFICE IX VETERANS AVENUE EXT., TETUAN, ZAMBOANGA CITY</p>	PROJECT & LOCATION:	SHEET CONTENT:	DRAFTED:	REVIEWED:	SUBMITTED:	RECOMMENDED:	APPROVED:	SET NO.	SHEET NO.:
	<p>COA REGIONAL OFFICE NO. IX TRAINING CENTER AND DORMITORY BUILDING CABATANGAN, ZAMBOANGA CITY</p>	<p>FRONT ELEVATION RIGHT SIDE ELEVATION REAR ELEVATION LEFT SIDE ELEVATION</p>	<p>JUDY ANN F. ALCEDO ENGINEERING ASSISTANT (REG. ARCHITECT)</p> <p>NELLY S. MUHSIN ARCHITECT III</p>	<p>PIO MARIO T. LACASTESANTOS ENGINEER III CHIEF, BRIDGE & OTHER PUBLIC WORKS DESIGN SECTION</p>	<p>SATURNINO C. TORREFRANCA DISTRICT ENGINEER OIC - CHIEF, PLANNING & DESIGN DIVISION</p>	<p>KHADAFFY D. TANGGOL ASSISTANT REGIONAL DIRECTOR</p>	<p>CAYAMOMBAO D. DIA, CESO IV REGIONAL DIRECTOR</p>		